


PRODUCT CATALOG



GAL & GES SERIES CONVEYORS

English

DORNER® 

The right solution for every application



Flat belt conveyors:

- For horizontal transport and slight inclinations
- Belt width from 60 up to 1.400 mm
- Distance between axes from 500 up to 18.000 mm



Inclined belt conveyors:

- With slatted belt and feeding hopper
- Belt width of up to 800 mm
- Distance between axes of up to 6.000 mm



Angled belt conveyors:

- With adjustable angle of inclination
- Usable belt width of up to 530 mm
- Total length of up to 4.000 mm



Z - shaped belt conveyors:

- With adjustable angle of inclination
- Usable belt width of up to 530 mm
- Total length of up to 4.000 mm



Curved modular chain conveyors:

- For curves between 15 and 180°
- In widths of up to 607 mm
- With straight parts of up to 6.000mm at both ends

Table of Contents

Dorner GmbH – Quality and Service			Pages
			3 - 4
Flat belt conveyors			
GAL - 25	available within 24 hours	in aluminium	5 - 6
GAL - 25 - VUA	with adjustable drive position	in aluminium	7 - 8
GAL - 25 - RMK	with knife-edge roller	in aluminium	9 - 10
GAL - 60	available within 24 hours	in aluminium	11 - 12
GAL - 60 - M	with trough-shaped belt	in aluminium	13 - 14
GAL - 80	for higher loads	in aluminium	15 - 16
AM - F	with plastic modular chain	in aluminium	17 - 18
GF - 80	available within 24 hours	in coated steel	19 - 20
GF - 80 - M	with trough-shaped belt	in coated steel	21 - 22
GF - 80 - RDG	with wire mesh belt	in coated steel	23 - 24
GES - 25	available within 24 hours	in stainless steel	25 - 26
GES - 25 - UA	with central drive position	in stainless steel	27 - 28
GES - 25 - RMK	with knife-edge roller	in stainless steel	29 - 30
GES - 50	available within 24 hours	in stainless steel	31 - 32
GES - 80	for higher loads	in stainless steel	33 - 34
GES - 80 - RDG	with wire mesh belt	in stainless steel	35 - 36
EM - F	with plastic modular chain	in stainless steel	37 - 38
Inclined belt conveyors			
GKAL - 60	available within 24 hours	in aluminium	39 - 40
AM - R	with plastic modular chain	in aluminium	41 - 42
GK - 80	with hopper and slatted belt	in coated steel	43 - 44
GKES - 80	with hopper and slatted belt	in stainless steel	45 - 46
EM - R - W	with plastic modular chain	in stainless steel	47 - 48
GAL - 60 - B	with bunker for bulk material	in aluminium	49 - 50
Angled belt conveyors			
GAL - 25 - K	with slatted belt	in aluminium	51 - 52
GAL - 60 - K	with slatted belt	in aluminium	53 - 54
GAL - 60 - K - W	with corrugated edge belt	in aluminium	55 - 56
GAL - 60 - S	first inclined and then horizontal	in aluminium	57 - 58
AM - K	with plastic modular chain	in aluminium	59 - 60
GK - 80 - K - W	with corrugated edge belt	in coated steel	61 - 62
GES - 50 - K - W	with corrugated edge belt	in stainless steel	63 - 64
GES - 80 - K - W	with corrugated edge belt	in stainless steel	65 - 66
EM - K - W	with plastic modular chain	in stainless steel	67 - 68
Z-shaped belt conveyors			
GAL - 60 - Z	with slatted belt	in aluminium	69 - 70
GAL - 60 - Z - W	with corrugated edge belt	in aluminium	71 - 72
AM - Z - W	with plastic modular chain	in aluminium	73 - 74
GES - 50 - Z - W	with corrugated edge belt	in stainless steel	75 - 76
GES - 80 - Z - W	with corrugated edge belt	in stainless steel	77 - 78
EM - Z	with plastic modular chain	in stainless steel	79 - 80
Curved modular chain conveyors			
AM - C	with plastic modular chain	in aluminium	81 - 82
EM - C	with plastic modular chain	in stainless steel	83 - 84
Custom made belt conveyors and Accessories			85 - 94
Form for inquiries			95

Quality and Service

We are one of the leading manufacturers of belt conveyors up to 18 meters in length for indoor locations.

We provide our service in a central location of Western Europe at our production site in Jülich, located between Cologne and Aachen. Thanks to the direct connection to motorways in all directions, it is possible to quickly reach many surrounding cities.

We provide an extensive range of products to cover a wide variety of customer requirements and many industrial sectors. Our offerings include: Flat, Inclined, Angled and Z-shaped belt conveyors made of aluminium, steel and stainless steel with versatile equipment variants and a large range of accessories. They are designed in such a way that they can easily be integrated into existing production processes upon request.

Significant benefits for our customers have resulted in the past thanks to the constant development of our products stimulated by the intensive exchange of information with users. This will continue to be the case in the future, too.

High product quality should also always mean a high degree of work safety. Our standard belt conveyors meet the essential regulations for the prevention of accidents in Europe. They are bearing the CE mark.

**Extremely rigid aluminium frames
in monobloc quality
made from anodized fluted profiles**

**TorsioDur®**

The torsion-resistance of the frame has a decisive influence on the reliability of a belt conveyor. Less twist in the frame gives more certainty that the belt will run in alignment.

But the most common construction of belt conveyors with aluminium frames is a bolted connection between a left and a right frame profile over which a piece of sheet metal is placed. The torsion-resistance and the run of the belt tend to be quite unsatisfactory with such a solution.

This is not the case with our products. With all our aluminium belt conveyors, the frame consists either of one single piece of anodized fluted profile or of several such profiles that are joined with a special technology. The design of these frame sections is protected by a patent and the result is a frame in monobloc quality with an extremely high degree of torsion-resistance.

Good products with reliable Service for satisfied customers



**Many of our conveyors
can be made to measurement
in just one day**

Some of our belt conveyor models are available in our 24-hour service. Upon request we can produce these in one single day. They are marked in the catalog with the above logo.

We can design these flat belt conveyors in their respective standard widths from 60 to 600 mm to any required length up to 6,000 mm. And there are even four different kinds of belts to choose from as well: a belt with particularly good gliding property for pile-up operation, an anti-slip knob belt for slight gradients, a very smooth belt for normal use and a white belt with FDA-admission.

For inclined conveyors we can provide belts with cross slats in the 24-hour-service. On these the distance between the slats can be freely chosen. The height of the slats is 20, 30 or 40 mm.



**Patented hygienic technology
for conveyors in stainless steel
in chemical, pharmaceutical or food applications**

Our stainless-steel conveyors have various special features that make them first choice for any use in hygienically demanding environments.

On the adjusters for the rollers all moving parts and open threads are inside of the construction and completely covered. By this already the accumulation of any possible contamination is effectively minimized.

The deflecting roller on any of our stainless-steel conveyors can be equipped with quick cleaning coupling. The roller can then be flipped upwards with a flick of the wrist. The belt is loosened and cleaning under it becomes very easy.



**2 years of guarantee on all parts
with service that exceeds
the legal regulations**

Possible defects of our belt conveyors are covered by a 2-year guarantee from Dorner GmbH without the customer having to prove that the defect existed at the time of delivery.

We deliver all components of the standard conveyor belts shown in the catalog within 24 hours and guarantee readiness for delivery after 72 hours for all other parts. We need 8 days to deliver belts with cross slats and 14 days for belts with corrugated edges.

Replacement in the case of improper use and consumable parts such as belts are excluded from the legal product liability as well as from our 2-year guarantee.

Flat belt conveyor in aluminium

GAL - 25

with 24-hour-service



The flat belt conveyor GAL-25 is part of the standard belt conveyors.

On request it can be produced within 24 hours.

24 h
page 4

With its extremely small deflecting roller of only 30 mm diameter it is specially well suited for transport of small items, that have to move from one belt to the next.

It is also available in a magnetic version with a belt width of up to 200 mm. In this version the frame is magnetic, not the belt. The driving and deflecting roller are also non-magnetic.

The GAL-25 has a very rigid monobloc quality TorsioDur frame.

TorsioDur
page 3

It is available both in standard sizes and custom made for specific problem solutions. On both sides of the 25 mm high aluminium frame and along its whole length, additional accessories can be fastened by the aid of sliding blocks with a M-6 thread.

In any size of up to 400 mm width and 1.500 mm length it can be held by a pivotable single column support with an aluminium ground plate.

For larger belt widths and in longer versions the conveyor is equipped with the appropriate number of aluminium double supports.

Both support systems are adjustable in height and have a vertical position lock.



Technical Specifications and Accessories

Belt widths: 60, 100, 150, 200, 250, 300, 350, 400, 450, 500, 550 and 600 mm.

Distance between axes / length: 500 to 6.000 mm. All intermediate lengths are possible.

Drive with fixed belt speed:

$v = \text{approx. } 4,0 / 7,3 / 11,0 / 14,7 / 22,0 \text{ or } 31,4 \text{ m/min.}$

Other belt speeds are possible on request.

Connection for 220/240 - 380/415 V, 50 Hz. Protection type IP 54.

This drive can be supplied together with a motor protection switch incorporating an emergency off. It has a 2 meter supply cable and CEE plug and is of protection type IP 54.

Drive with variable adjustable belt speed:

$v = \text{approx. } 1,6\text{-}5,6 / 2,9\text{-}10,3 / 4,4\text{-}15,4 / 5,9\text{-}20,5 / 8,8\text{-}30,8 \text{ or } 12,6\text{-}44,0 \text{ m/min.}$

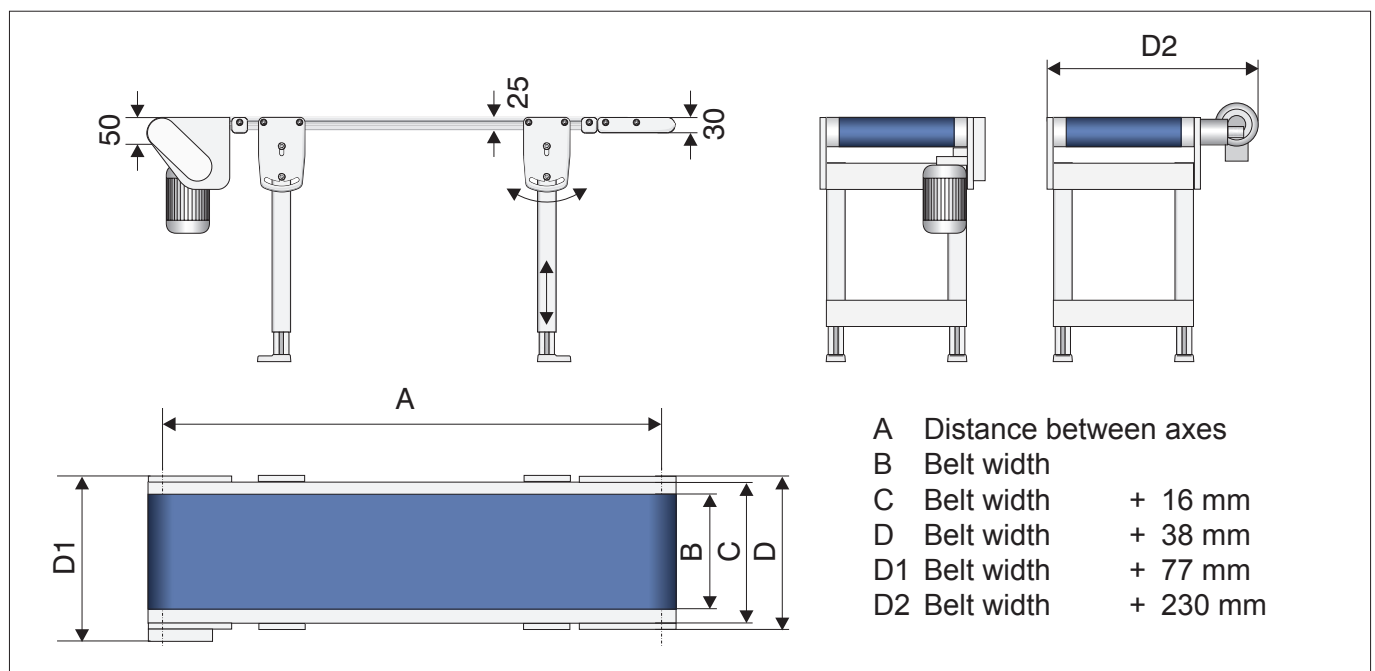
Other belt speeds are possible on request.

The drive is supplied together with a frequency regulator that is ready to be plugged to 230V 50 Hz and has a protection type of IP 65. The frequency controller incorporates a digital motor protection switch.

Gearmotor mounting positions: Pulling below the belt or at its side, on the left or right.

Total belt load: Standard is of 30 kg. Higher loads are possible on request.

Further technical details and accessories can be found on page 85 and onwards.



Flat belt conveyor in aluminium

GAL - 25 - VUA

with adjustable drive position

The GAL-25-VUA has a drive below the frame that can be positioned anywhere along the length of the conveyor.


With its extremely small deflecting rollers, only 30 mm diameter at both ends of the conveyor, it is specially well suited for the handling of small parts, that have to be transferred from one belt to the next.

It is also available in a magnetic version with a belt width of up to 200 mm. In this version the frame is magnetic, not the belt. The deflecting rollers are also non-magnetic.

The very versatile GAL-25-VUA has a very rigid monobloc quality TorsioDur[®] frame. It is available both in standard sizes and custom made for specific problem solutions. On both sides of the 25 mm high aluminium frame and along its whole length, additional accessories can be fastened by the aid of sliding blocks with an M-6 thread.

A single column support with aluminium ground plate is normally used for all belt widths of up to 400 mm and lengths of up to 1.500 mm.

For bigger versions the conveyor can be equipped with the appropriate number of aluminium double supports.



TorsioDur[®] page 3

Technical Specifications and Accessories

Belt widths: 60, 100, 150, 200, 250, 300, 350, 400, 450, 500, 550 and 600 mm.

Distance between axes / length: 500 to 6.000 mm. All intermediate lengths are possible.

Drive with fixed belt speed:

$v = \text{approx. } 4,0 / 7,3 / 11,0 / 14,7 / 22,0 \text{ or } 31,4 \text{ m/min.}$

Other belt speeds are possible on request.

Connection for 220/240 - 380/415 V, 50 Hz. Protection type IP 54.

This drive can be supplied together with a motor protection switch incorporating an emergency off. It has a 2 meter supply cable and CEE plug and is of protection type IP 54.

Drive with variable adjustable belt speed:

$v = \text{approx. } 1,6\text{--}5,6 / 2,9\text{--}10,3 / 4,4\text{--}15,4 / 5,9\text{--}20,5 / 8,8\text{--}30,8 \text{ or } 12,6\text{--}44,0 \text{ m/min.}$

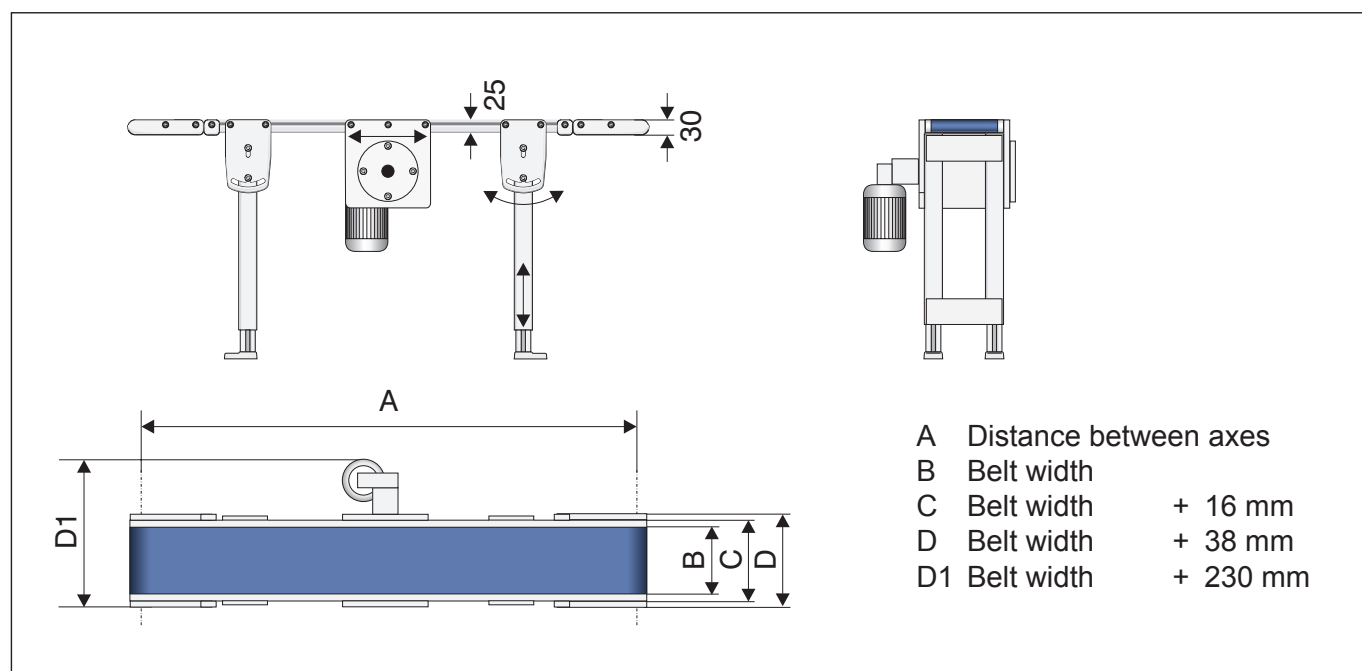
Other belt speeds are possible on request.

The drive is supplied together with a frequency regulator that is ready to be plugged to 230V 50 Hz and has a protection type of IP 65. The frequency controller incorporates a digital motor protection switch.

Gearmotor mounting positions: On the side of a central drive box, on the left or right. The drive box can be positioned anywhere along the length of the frame.

Total belt load: Standard is of 30 kg. Higher loads are possible on request.

Further technical details and accessories can be found on page 85 and onwards.



Knife edge-conveyor **GAL - 25 - RMK** for exact handovers

The knife-edge conveyor GAL-25-RMK is the perfect solution for the transport of very small objects.

Due to the extremely small diameter of the deflecting rollers of only 8 mm, it can hand over even the tiniest parts. The knife-edge makes it possible for the conveyor to smoothly hand over the piece goods, because they are transferred in correct positional arrangement.

Like all our aluminium conveyors, the GAL-25-RMK is equipped with the patented TorsioDur frame.

TorsioDur®
page 3



Its torsional strength helps to ensure that the flexible single ply belt keeps running straight.

The GAL-25-RMK is available in standard sizes and adapted to specific problems, it can be equipped with additional accessories along both sides of the 25 mm high frame of the conveyor with the aid of sliding blocks with M-6 threads.

A single column support with aluminium ground plate is normally used for all lengths of up to 1.500 mm.



For longer versions the conveyor can be equipped with the appropriate number of aluminium double supports.

Both systems are adjustable in height and can be fixed in horizontal position.

The GAL-25-RMK is also available in a version with an adjustable drive position. This version, called GAL-25-VUA-RMK, has a knife edge roller on both ends of the conveyor.

Technical Specifications and Accessories

Belt widths: 60, 100, 150, 200, 250, 300, 350, 400, 450, 500, 550 and 600 mm.

Distance between axes / length: 500 to 6.000 mm. All intermediate lengths are possible.

Drive with fixed belt speed:

$v = \text{approx. } 4,0 / 7,3 / 11,0 / 14,7 / 22,0 \text{ or } 31,4 \text{ m/min.}$

Other belt speeds are possible on request.

Connection for 220/240 - 380/415 V, 50 Hz. Protection type IP 54.

This drive can be supplied together with a motor protection switch incorporating an emergency off. It has a 2 meter supply cable and CEE plug and is of protection type IP 54.

Drive with variable adjustable belt speed:

$v = \text{approx. } 1,6\text{-}5,6 / 2,9\text{-}10,3 / 4,4\text{-}15,4 / 5,9\text{-}20,5 / 8,8\text{-}30,8 \text{ or } 12,6\text{-}44,0 \text{ m/min.}$

Other belt speeds are possible on request.

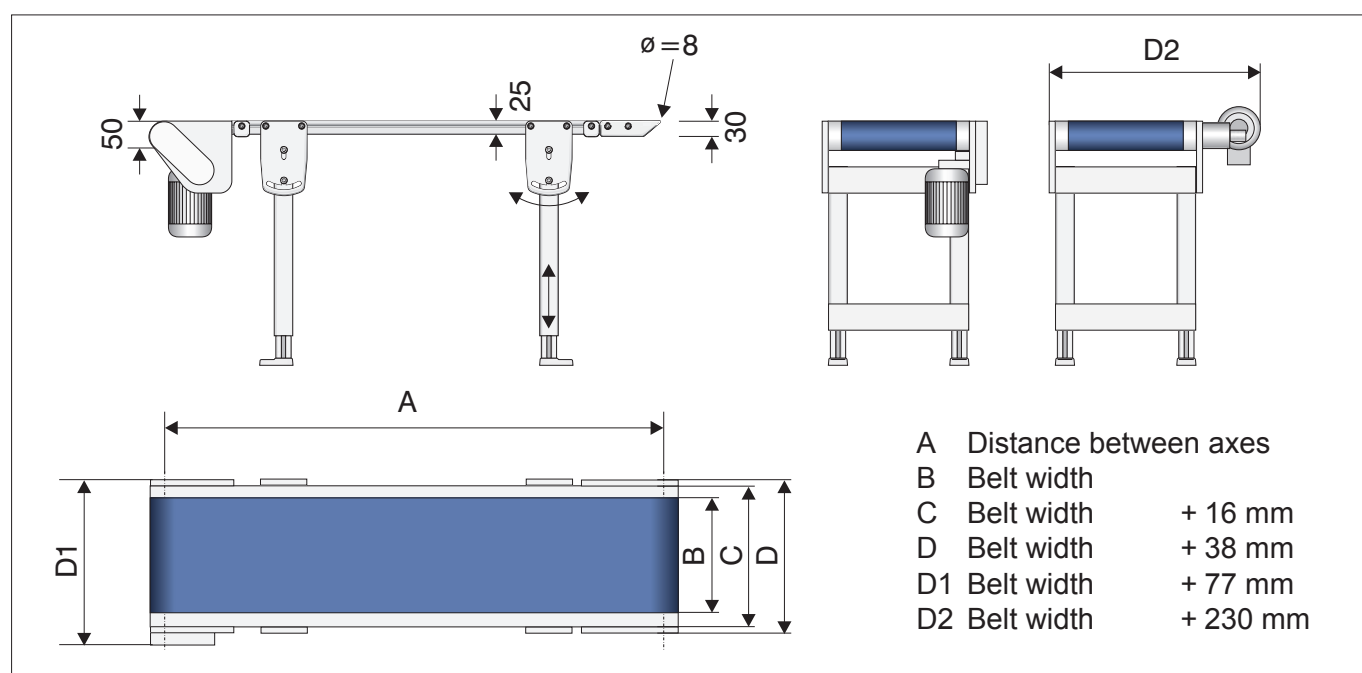
The drive is supplied together with a frequency regulator that is ready to be plugged to 230V 50 Hz and has a protection type of IP 65. The frequency controller incorporates a digital motor protection switch.

Gearmotor mounting positions: Pulling below the belt or at its side, on the left or right.

In the case of the GAL-25-VUA-RMK it has an adjustable position below the belt.

Total belt load: Standard is of 15 kg. Higher loads are possible on request.

Further technical details and accessories can be found on page 85 and onwards.



Flat belt conveyor in aluminium

GAL - 60

with 24-hour-service

The flat belt conveyor GAL-60 allows for a very wide range of uses. It has an extremely rigid frame but at the same time offers a compact size and low weight.

On demand this very versatile model can be made within 24 hours.

24 h[®]
page 4



The reliable conveyor GAL-60 has a monobloc quality TorsioDur frame. It is available in standard widths between 200 and 800 mm and can be made in any length needed for specific solutions.

TorsioDur[®]
page 3

Over the whole length of the 60 mm high frame additional accessories can be attached. It is fastened to the frame by sliding blocks with M-8 threads gliding in grooves along the side of the conveyor. By this system the GAL-60 can easily be adapted to various applications. You will find more information on available accessories on pages 85 to 94 in this catalog.



For a length of up to 1.500 mm and a belt width of up to 400 mm a single column support with aluminium ground plate can be used.

Wider and longer version will require the appropriate amount of aluminium double supports.

Both support systems can be adjusted in height and have a vertical position lock.

Technical Specifications and Accessories

Belt widths: 200, 250, 300, 350, 400, 450, 500, 550, 600, 650, 700, 750 and 800 mm.

Distance between axes / length: 500 to 6.000 mm. All intermediate lengths are possible.

Drive with fixed belt speed:

$v = \text{approx. } 4,6 / 8,5 / 12,8 / 17,1 / 25,6 \text{ or } 36,6 \text{ m/min.}$

Other belt speeds are possible on request.

Connection for 220/240 - 380/415 V, 50 Hz. Protection type IP 54.

This drive can be supplied together with a motor protection switch incorporating an emergency off. It has a 2 meter supply cable and CEE plug and is of protection type IP 54.

Drive with variable adjustable belt speed:

$v = \text{approx. } 1,8-6,4 / 3,4-12,0 / 5,1-17,9 / 6,8-23,9 / 10,3-35,9 \text{ or } 14,6-51,3 \text{ m/min.}$

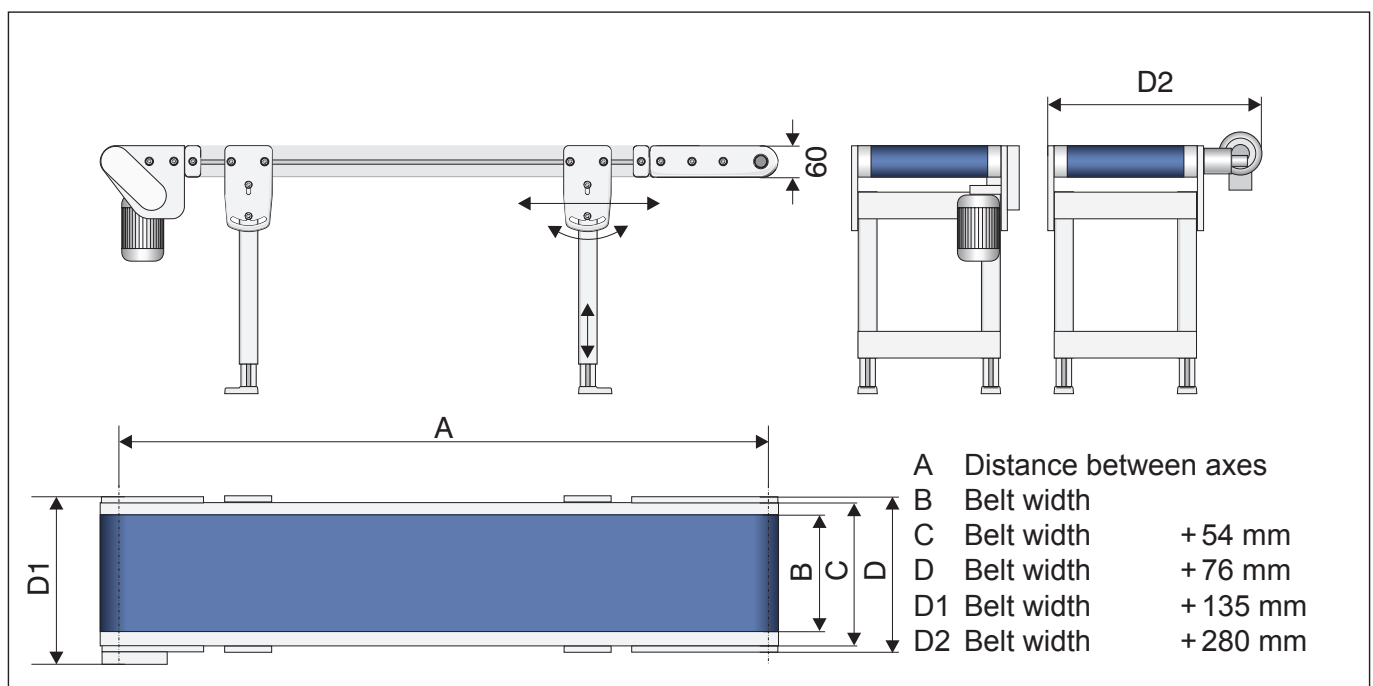
Other belt speeds are possible on request.

The drive is supplied together with a frequency regulator that is ready to be plugged to 230V 50 Hz and has a protection type of IP 65. The frequency controller incorporates a digital motor protection switch.

Gearmotor mounting positions: Pulling below the belt or at its side, on the left or right.

Total belt load: Standard is of 50 kg. Higher loads are possible on request.

Further technical details and accessories can be found on page 85 and onwards.




Flat belt conveyor in aluminium

GAL - 60 - M

with trough-shaped belt

The GAL-60-M is a flat belt conveyor on which the belt is carried in a trough. Hence, the material that is being conveyed is held in the middle of the belt.

This conveyor is particularly suitable for smaller bulk material.



The GAL-60-M has an extremely rigid TorsioDur frame. On the sides of the frame are profile grooves in which M8 sliding blocks are inserted for attaching accessories.

Thus the GAL-60-M can be adapted for various applications.

TorsioDur
page 3

The model shown in the picture is fitted with a moveable H-shaped support. These supports are suitable for models up to a length of 1.500 mm and a width of 400 mm and even allow a gradient of the conveyor belt order to span slight slopes. Double supports should be used for longer and wider belts as shown on page 11.

Technical Specifications and Accessories

Belt widths: 200, 250, 300, 350, 400, 450, 500, 550, 600, 650, 700, 750 and 800 mm.

Distance between axes / length: 500 to 6.000 mm. All intermediate lengths are possible.

Drive with fixed belt speed:

$v = \text{approx. } 4,6 / 8,5 / 12,8 / 17,1 / 25,6 \text{ or } 36,6 \text{ m/min.}$

Other belt speeds are possible on request.

Connection for 220/240 - 380/415 V, 50 Hz. Protection type IP 54.

This drive can be supplied together with a motor protection switch incorporating an emergency off. It has a 2 meter supply cable and CEE plug and is of protection type IP 54.

Drive with variable adjustable belt speed:

$v = \text{approx. } 1,8-6,4 / 3,4-12,0 / 5,1-17,9 / 6,8-23,9 / 10,3-35,9 \text{ or } 14,6-51,3 \text{ m/min.}$

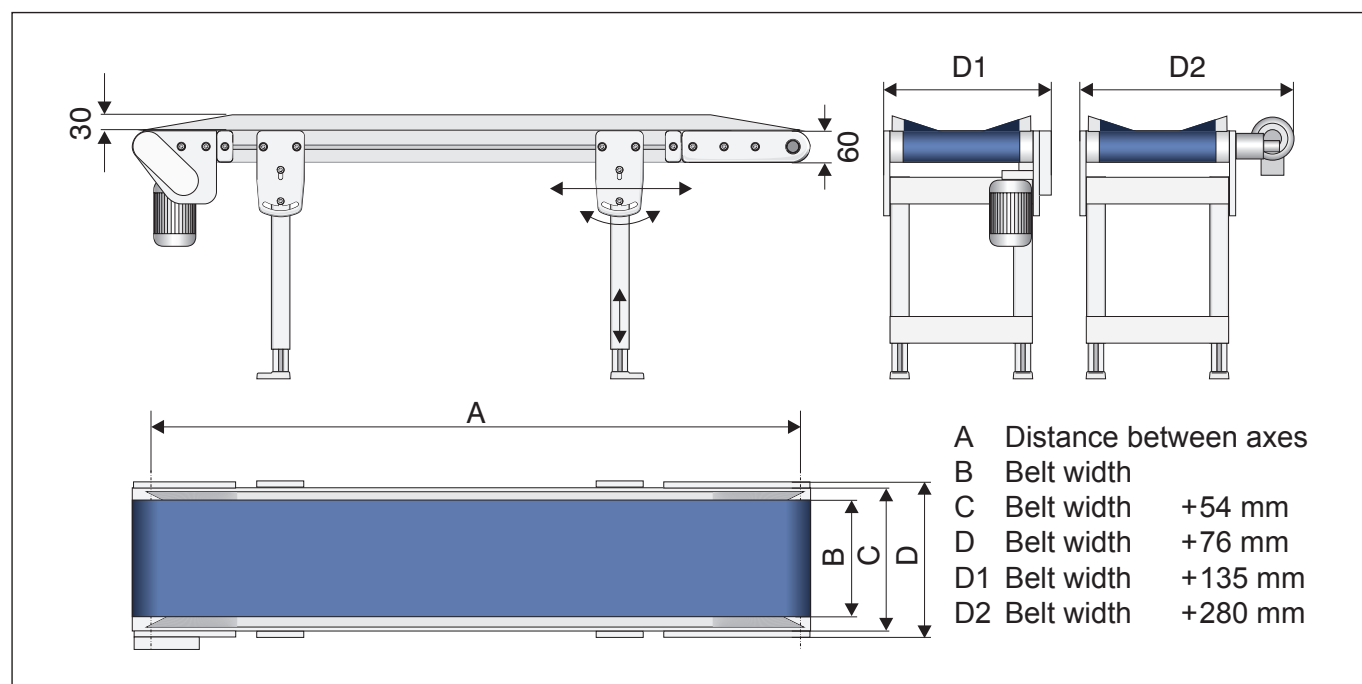
Other belt speeds are possible on request.

The drive is supplied together with a frequency regulator that is ready to be plugged to 230V 50 Hz and has a protection type of IP 65. The frequency controller incorporates a digital motor protection switch.

Gearmotor mounting positions: Pulling below the belt or at its side, on the left or right.

Total belt load: Standard is of 50 kg. Higher loads are possible on request.

Further technical details and accessories can be found on page 85 and onwards.



Flat belt conveyor in aluminium

GAL - 80

for higher loads

The flat belt conveyor GAL-80 is well suited for higher loads. In its standard configuration it is designed for loads of up to 70 kg. But upon request it can be adapted to carry weights of 150 kg or even more without any difficulty.

The robust GAL-80 has an extremely rigid TorsioDur frame in monobloc quality. It is available in standard widths from 200 to 1000 mm and its length can be made to any intermediate measurement needed for specific problem solutions.

TorsioDur
page 3

Over the whole length of the 80 mm high frame, additional accessories can be fixed to sliding blocks with M-8 threads gliding in grooves along the side of the frame. The GAL-80 can therefore be adapted to various uses quite easily. An overview of accessories available in our program can be found on pages 85 to 94 in this brochure.

In lengths of up to 1.500 mm and widths smaller than 400 mm the GAL-80 can be equipped with a single column support. A version that is moveable on security casters with breaks is shown on page 13.



Longer and wider configurations should have the corresponding number of double supports as shown in the pictures on this page.

All support systems are variable adjustable in height and have a locking system in their vertical position.

Technical Specifications and Accessories

Belt widths: 200, 300, 400, 500, 600, 700, 800, 900 and 1.000 mm.

Distance between axes / length: 500 to 6.000 mm. All intermediate lengths are possible.

Drive with fixed belt speed:

$v = \text{approx. } 6,1 / 11,4 / 17,1 / 22,8 / 34,2 \text{ or } 48,8 \text{ m/min.}$

Other belt speeds are possible on request.

Connection for 220/240 - 380/415 V, 50 Hz. Protection type IP 54.

This drive can be supplied together with a motor protection switch incorporating an emergency off. It has a 2 meter supply cable and CEE plug for 380V and is of protection type IP 54.

Drive with variable adjustable belt speed:

$v = \text{approx. } 2,4-8,5 / 4,6-16,0 / 6,8-23,9 / 9,1-31,9 / 13,7-47,9 \text{ or } 19,5-68,4 \text{ m/min.}$

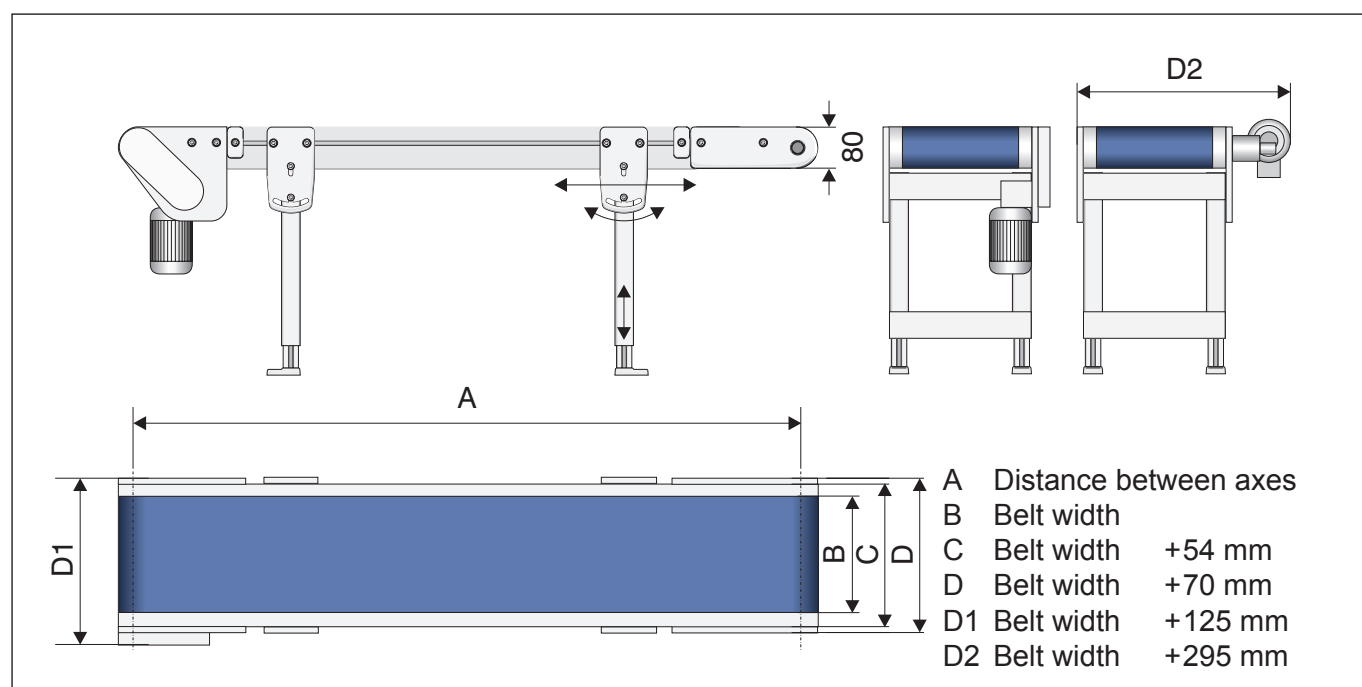
Other belt speeds are possible on request.

The drive is supplied together with a frequency regulator that is ready to be plugged to 230V 50 Hz and has a protection type of IP 65. The frequency controller incorporates a digital motor protection switch.

Gearmotor mounting positions: Pulling below the belt or at its side, on the left or right.

Total belt load: Standard is of 70 kg. Higher loads are possible on request.

Further technical details and accessories can be found on page 85 and onwards.



Flat conveyor in aluminium **AM - F** with plastic modular chain



The AM-F with plastic modular chain comes in a very slim design. Thus the frame is only 14 mm wider than the chain. Also at the deflecting roller the brackets add only 40 mm of width. The whole height including the chain is only 95 mm.

It can be made within 24 hours in any length between 500 and 6.000 mm.

24 h
page 4

There are 4 different belt widths between 152 and 610 mm to choose from.


The modular plastic chain is very easy to clean and especially hard wearing. Any broken or worn links can be exchanged, which allows rapid maintenance.

With the wide range of accessories available, the AM-F can easily be adapted to almost any specific need. For further details of our accessories, please refer to pages 85 to 94 and onwards of this catalog.

For any length of 1.500 mm or less and a width of up to 304 mm the AM-F can be equipped with our single column upright.

Longer or larger versions should use the appropriate number of two-legged aluminium supports as shown above.

Both support systems are variable adjustable in height and pivotable as well as self locking in their vertical position.



Technical Specifications and Accessories

Belt widths: 153, 305, 457 and 610 mm. Other widths are available upon request.

Distance between axes / length: 500 to 6.000 mm. Other widths are available upon request.

Drive with fixed belt speed:

$v = \text{approx. } 5,6 / 10,4 / 15,6 / 20,8 / 31,2 \text{ or } 44,6 \text{ m/min.}$

Other belt speeds are possible on request.

Connection for 220/240 - 380/415 V, 50 Hz. Protection type IP 54.

This drive can be supplied together with a motor protection switch incorporating an emergency off. It has a 2 meter supply cable and CEE plug and is of protection type IP 54.

Drive with variable adjustable belt speed:

$v = \text{approx. } 2,2-7,8 / 4,2-14,6 / 6,2-21,8 / 8,3-29,1 / 12,5-43,7 \text{ or } 17,8-62,4 \text{ m/min.}$

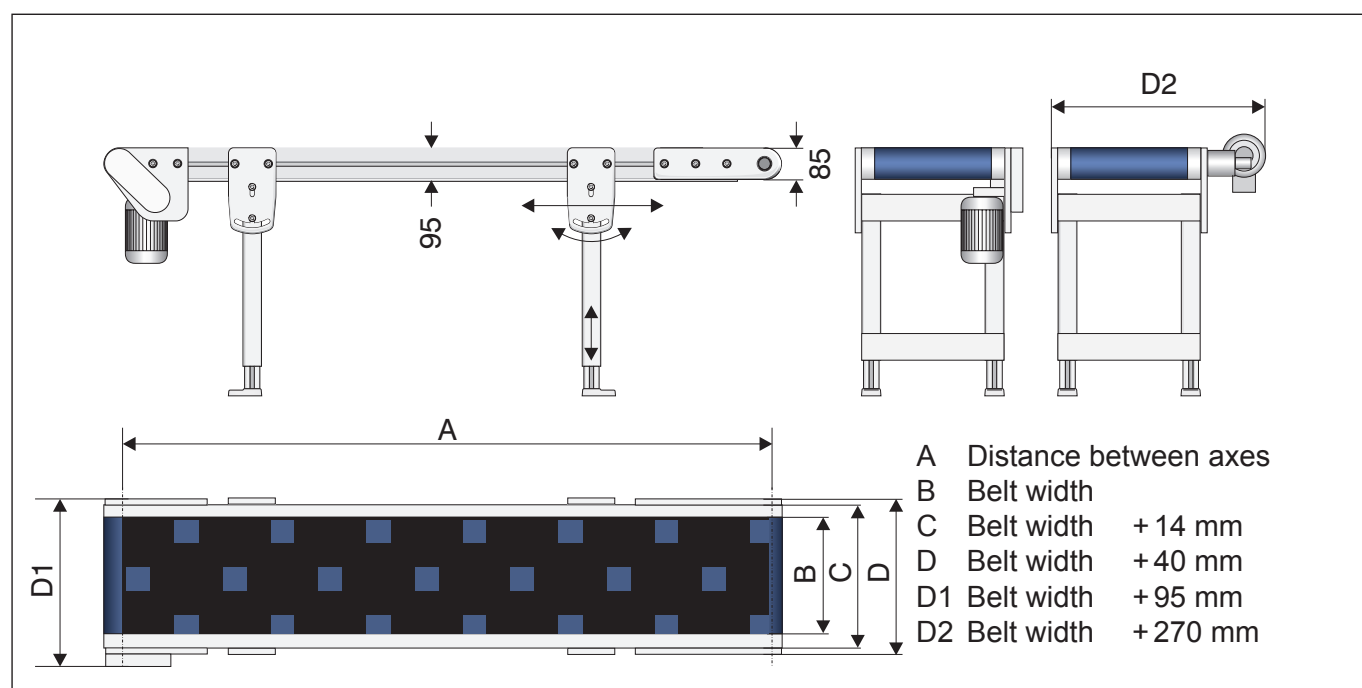
Other belt speeds are possible on request.

The drive is supplied together with a frequency regulator that is ready to be plugged to 230V 50 Hz and has a protection type of IP 65. The frequency controller incorporates a digital motor protection switch.

Gearmotor mounting positions: Pulling below the belt or at its side, on the left or right.

Total belt load: Standard is of 50 kg. Higher loads are possible on request.

Further technical details and accessories can be found on page 85 and onwards.



Flat belt conveyor in coated steel

GF - 80

with 24-h-Service up to 600 mm width



The flat belt conveyor GF-80 is specially well suited for high total load.

In its standard configuration it can transport up to 70 kg. But it can easily be adapted to carry 150 kg or more without any problem.

Upon request it can be produced in standardized widths of up to 600 mm and in any intermediate length up to 18.000 mm within 24 hours.



The robust GF-80 is made from a high-quality steel profile covered with a two component coating. The 80 mm high frame has 9 mm big holes every 30 mm. In these additional accessories can easily be fastened. Therefore the GF-80 is quick to be adapted to various uses. An overview of all accessories available in our program can be found on pages 85 to 94 in this brochure.

Any GF-80 with a length of 1.500 mm or shorter and with a width of no more than 400 mm can be used on a single column support. It is shown on page 13 in a moveable version on security casters with breaks.

Longer or wider models should use the appropriate amount of double supports, that are shown on the pictures of this page.

Both support systems are variable adjustable in height and have a vertical locking system.

Technical Specifications and Accessories

Belt widths: 100, 200, 300, 400, 500, 600, 700, 800, 900, 1.000, 1.100, 1.200, 1300 and 1400 mm. Intermediate widths are possible upon request.

Distance between axes / length: 750 to 18.000 mm. All intermediate lengths are possible.

Drive with fixed belt speed:

$v = \text{approx. } 6,1 / 11,4 / 17,1 / 22,8 / 34,2 \text{ or } 48,8 \text{ m/min.}$

Other belt speeds are possible on request.

Connection for 220/240 - 380/415 V, 50 Hz. Protection type IP 54.

This drive can be supplied together with a motor protection switch incorporating an emergency off. It has a 2 meter supply cable and CEE plug for 380V and is of protection type IP 54.

Drive with variable adjustable belt speed:

$v = \text{approx. } 2,4-8,5 / 4,6-16,0 / 6,8-23,9 / 9,1-31,9 / 13,7-47,9 \text{ or } 19,5-68,4 \text{ m/min.}$

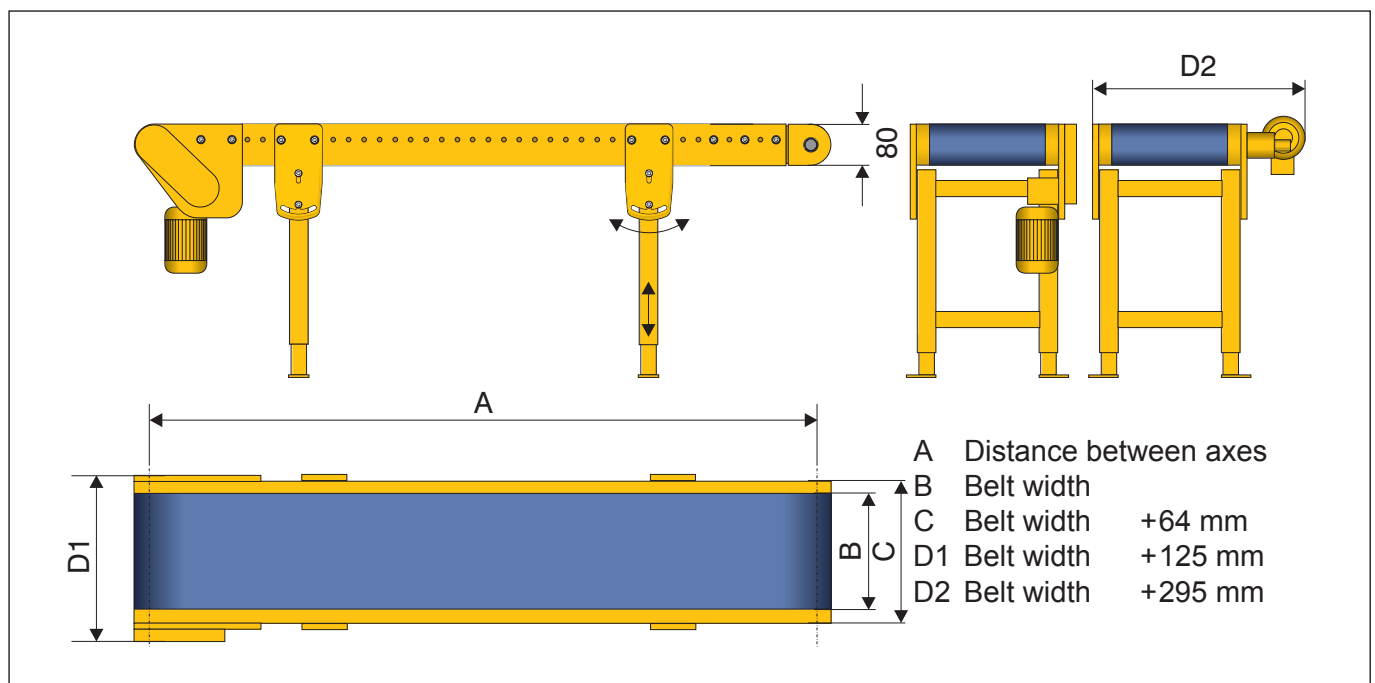
Other belt speeds are possible on request.

The drive is supplied together with a frequency regulator that is ready to be plugged to 230V 50 Hz and has a protection type of IP 65. The frequency controller incorporates a digital motor protection switch.

Gearmotor mounting positions: Pulling below the belt or at its side, on the left or right.

Total belt load: Standard is of 70 kg. Higher loads are possible on request.

Further technical details and accessories can be found on page 85 and onwards.



Flat belt conveyor in coated steel

GF - 80 - M

with trough-shaped belt

The GF-80-M is a flat belt conveyor on which the belt is carried in a trough. Hence the material that is being conveyed is kept in the middle of the belt.

This conveyor is particularly suitable for smaller bulk material.



The frame of the GF-80-M is built with 80 mm high steel profiles that are provided with 9 mm holes at 30 mm intervals. Accessories and add-on pieces can be mounted on these holes by using M8 bolts. Hence, the GF-80-M can be easily adapted for various applications.

The model shown in the picture is fitted with two double supports. These supports provide stability and their height and gradient can still be adjusted. An H-support can be used for smaller models up to a length of 1.500 mm and a width of 400 mm as shown on page 13.

Technical Specifications and Accessories

Belt widths: 200, 300, 400, 500, 600, 700, 800, 900, 1.000, 1.100, 1.200, 1300 and 1400 mm. Intermediate lengths are possible upon request.

Distance between axes / length: 750 to 18.000 mm. All intermediate lengths are possible.

Drive with fixed belt speed:

$v = \text{approx. } 6,1 / 11,4 / 17,1 / 22,8 / 34,2 \text{ or } 48,8 \text{ m/min.}$

Other belt speeds are possible on request.

Connection for 220/240 - 380/415 V, 50 Hz. Protection type IP 54.

This drive can be supplied together with a motor protection switch incorporating an emergency off. It has a 2 meter supply cable and CEE plug and is of protection type IP 54.

Drive with variable adjustable belt speed:

$v = \text{approx. } 2,4-8,5 / 4,6-16,0 / 6,8-23,9 / 9,1-31,9 / 13,7-47,9 \text{ or } 19,5-68,4 \text{ m/min.}$

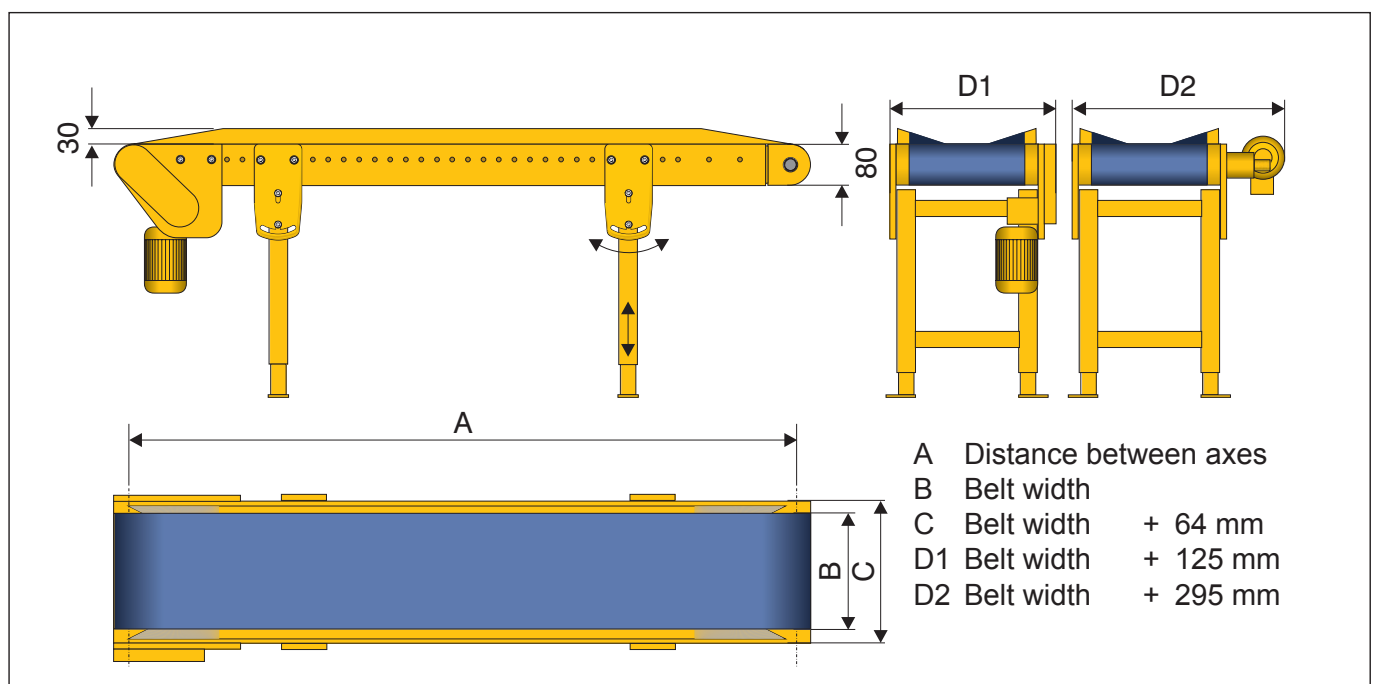
Other belt speeds are possible on request.

The drive is supplied together with a frequency regulator that is ready to be plugged to 230V 50 Hz and has a protection type of IP 65. The frequency controller incorporates a digital motor protection switch.

Gearmotor mounting positions: Pulling below the belt or at its side, on the left or right.

Total belt load: Standard is of 70 kg. Higher loads are possible on request.

Further technical details and accessories can be found on page 85 and onwards.



Flat belt conveyor in coated steel

GF - 80 – RDG

with wire mesh belt



The flat belt conveyor GF-80-RDG is equipped with a wire mesh belt.

It is especially suitable for transporting extremely hot items. Due to its mechanical load capacity it offers a good alternative for the transport of sharp-edged metals.

The GF-80-RDG, equipped with our standard wire mesh belt made of stainless steel, is available in widths from 100 - 400 mm and can be delivered within 24 hours.




The frame with a height of 80 mm consists of a quality steel profile with shock resistant two-component coating. Holes with an interval of 30 mm and a diameter of 9 mm serve to mount accessories.

Thus, the GF-80-RDG can be adjusted to individual needs. For available accessories of our modular system please refer to pages 85 to 94 in this catalog.

With a belt conveyor length of up to 1,500 mm and a width of up to 400 mm, the GF-80-RDG can be used with a pillar stand. On page 13 a mobile design including dead stop safety wheels is shown.

Wider and longer designs of the GF-80-RDG are equipped with the required amount of steel double stands.

All stand systems are adjustable in height and equipped with a vertical position lock.



Technical Specifications and Accessories

Belt width: 100, 200, 300 and 400 mm. Intermediate lengths are possible upon request.

Distance between axes / length: 750 to 6.000 mm. All intermediate lengths are possible.

Drive with fixed belt speed:

$v = \text{approx. } 6.1 / 11.4 / 17.1 / 22.8 / 34.2 \text{ or } 48.8 \text{ m/min.}$

Other belt speeds are possible on request.

Connection for 220/240 - 380/415 V, 50 Hz. Protection type IP 54.

This drive can be supplied together with a motor protection switch incorporating an emergency off. It has a 2 meter supply cable and CEE plug and is of protection type IP 54.

Drive with variable adjustable belt speed:

$v = \text{approx. } 2.4\text{-}8.5 / 4.6\text{-}16.0 / 6.8\text{-}23.9 / 9.1\text{-}31.9 / 13.7\text{-}47.9 \text{ or } 19.5\text{-}68.4 \text{ m/min.}$

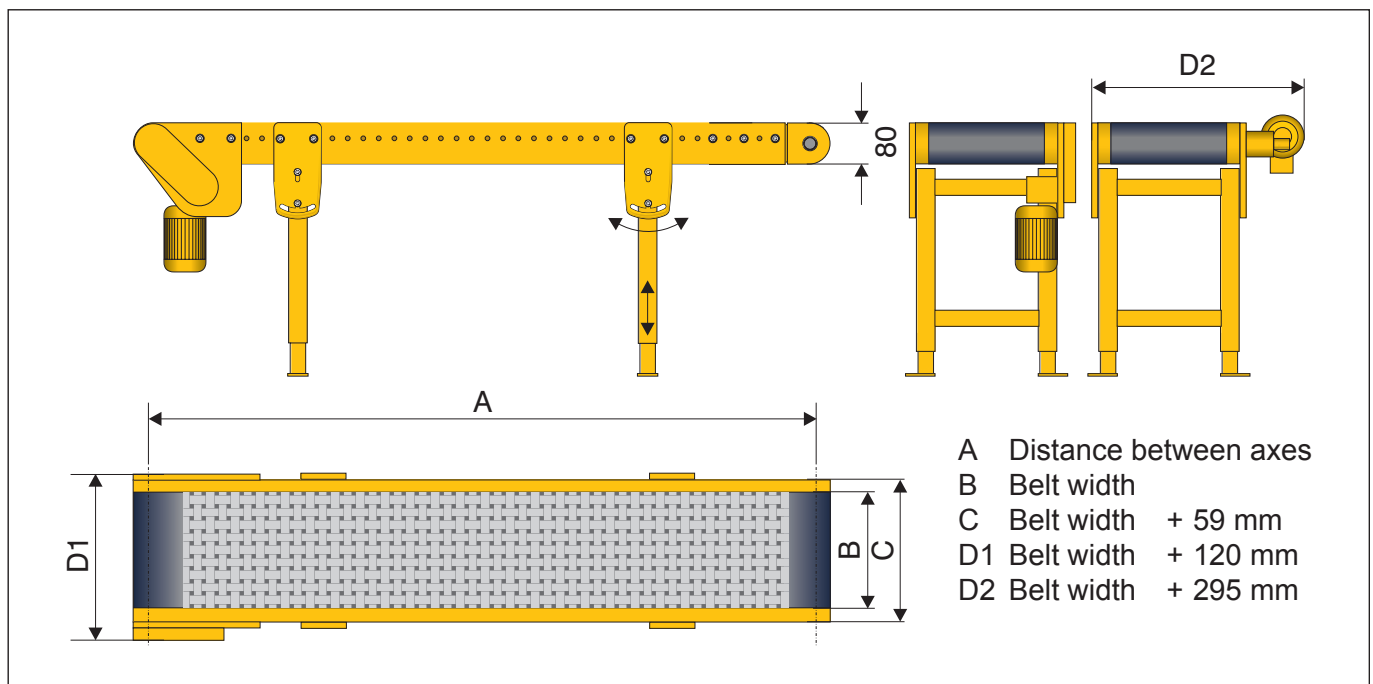
Other belt speeds are possible on request.

The drive is supplied together with a frequency regulator that is ready to be plugged to 230V 50 Hz and has a protection type of IP 65. The frequency controller incorporates a digital motor protection switch.

Gearmotor mounting position: Pulling below the belt or at its side, on the left or right.

Total belt load: Standard is of 50 kg. Higher loads are possible on request.

Further technical details and accessories can be found on page 85 and onwards.



Stainless steel flat belt conveyor

GES - 25

hygienic solution for confined spaces

The GES-25 can also be produced within 24 hours.

24 h
page 4



The stainless steel flat belt conveyor GES 25 provides a very hygienic solution for all applications in very confined spaces. With its frame height of only 25 mm and an extremely small deflecting roller diameter of only 30 mm, it is particularly suitable for the transportation of small items. Any length between 500 and 6.000 mm can be produced, simplifying its integration into existing production processes.

Because the GES-25 complies with highest hygienic standards, it is mainly used in the food, pharmaceutical and chemical industries.

As on all our stainless steel conveyors, the moving parts of the adjustment mechanism for both driving and deflecting roller are hidden within the conveyor frame, eliminating the accumulation of dirt. On top of that the deflecting roller can come in a version that can be flipped up with a flick of the wrist. This allows very easy cleaning under the belt.

CleanTec
page 4

On the photo above the GES-25 is equipped with two double uprights made of stainless steel. These are variable adjustable in height and are equipped with a vertical locking system. They can also be pivoted to an angle of up to 30° of inclination. Longer conveyors would require additional uprights.

Technical Specifications and Accessories

Belt widths: 50, 100, 150, 200, 250, 300, 350 and 400 mm.

Distance between axes / length: 500 to 6.000 mm. All intermediate lengths are possible.

Drive with fixed belt speed:

$v = \text{approx. } 4,0 / 7,3 / 11,0 / 14,7 / 22,0 \text{ or } 31,4 \text{ m/min.}$

Other belt speeds upon request.

Connection for 220/240 - 380/415 V, 50 Hz. Protection type IP 65.

This drive can be supplied ready for connection with a motor protection switch with an emergency switch, and with a 2 meter supply cable and CEE plug. Protection type IP 65.

Drive with variable regulated belt speed:

$v = \text{approx. } 1,6\text{-}5,6 / 2,9\text{-}10,3 / 4,4\text{-}15,4 / 5,9\text{-}20,5 / 8,8\text{-}30,8 \text{ or } 12,6\text{-}44,0 \text{ m/min.}$

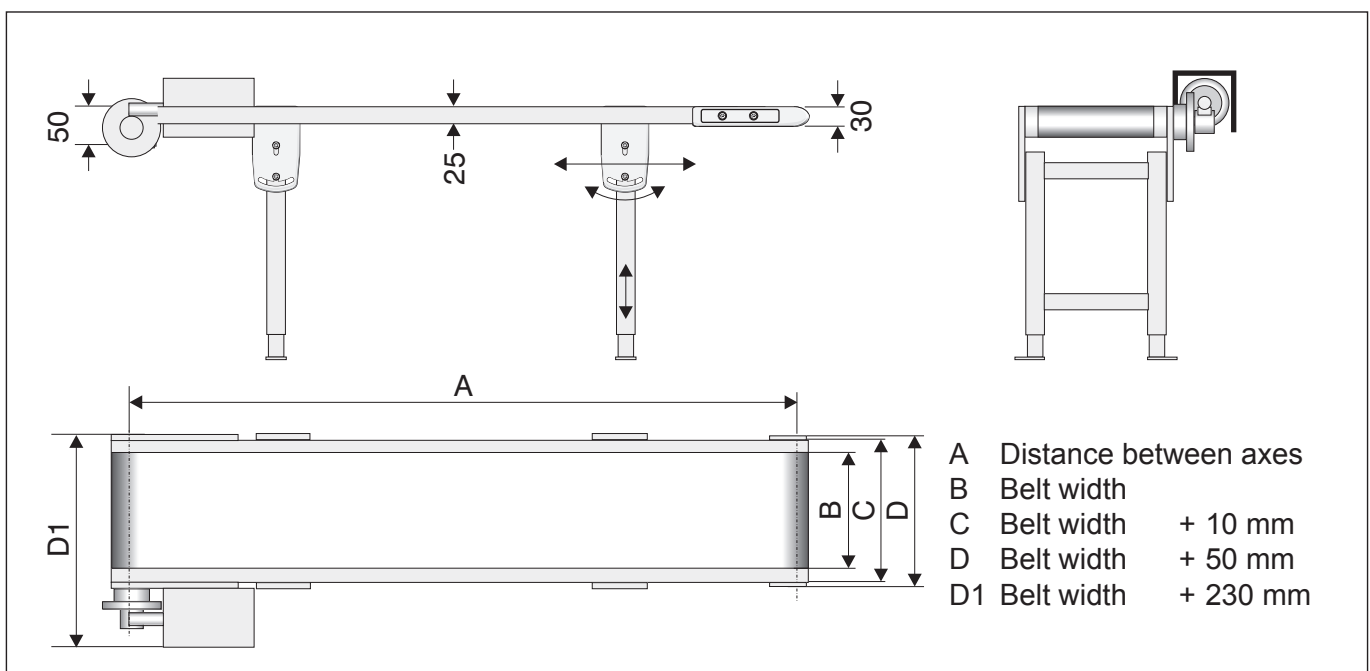
Other belt speeds upon request.

The drive is supplied together with a digital frequency regulator that is ready to be plugged to 230 V 50 Hz and has a protection type of IP 65. The frequency controller incorporates a digital motor protection switch.

Gearmotor mounting position: The Gearmotor mounting is positioned pulling at the side of the belt, left or right, and can be turned around its flange in steps of 90°.

Total belt load: Up to 20 kg possible. Higher belt loads can be handled on request.

Further technical details and accessories can be found on page 85 and onwards.



Stainless steel flat belt conveyor

GES - 25 - UA

with central drive position



The central drive of the GES-25-UA can be positioned anywhere along the length of the conveyors frame. Both ends are left free, so that an integration in existing product lines becomes easy.

These ends can either have a knife edge roller with only 8 mm diameter or they are equipped with rollers of 30mm diameter. This roller can additionally have a flip-up system that allows very easy cleaning under the belt.

The GES-25-UA, like all our stainless steel conveyors, is completely made of stainless steel. The patented Clean-Tec system makes it the ideal solution for chemical, pharmaceutical and food-stuff applications. The very high demands for cleanliness and hygiene in these areas are fully met, because all moving parts and open threads on the mechanics of the adjustment for the belt are sealed inside the conveyor. Therefore almost no contamination can accumulate on these parts.

CleanTec
page 4

On the photo above the GES-25-UA is shown with two double uprights in stainless steel. Shorter versions can also be equipped with a single column upright as shown on page 27. That single column upright is also available in a version on security rollers with breaks.

Technical Specifications and Accessories

Belt widths: 50, 100, 150, 200, 250, 300, 350 and 400 mm.

Distance between axes / length: 600 to 6.000 mm. All intermediate lengths are possible.

Drive with fixed belt speed:

$v = \text{approx. } 4,0 / 7,3 / 11,0 / 14,7 / 22,0 \text{ or } 31,4 \text{ m/min.}$

Other belt speeds upon request.

Connection for 220/240 - 380/415 V, 50 Hz. Protection type IP 65.

This drive can be supplied ready for connection with a motor protection switch with an emergency switch, and with a 2 meter supply cable and CEE plug. Protection type IP 65.

Drive with variable adjustable belt speed:

$v = \text{approx. } 1,6\text{--}5,6 / 2,9\text{--}10,3 / 4,4\text{--}15,4 / 5,9\text{--}20,5 / 8,8\text{--}30,8 \text{ or } 12,6\text{--}44,0 \text{ m/min.}$

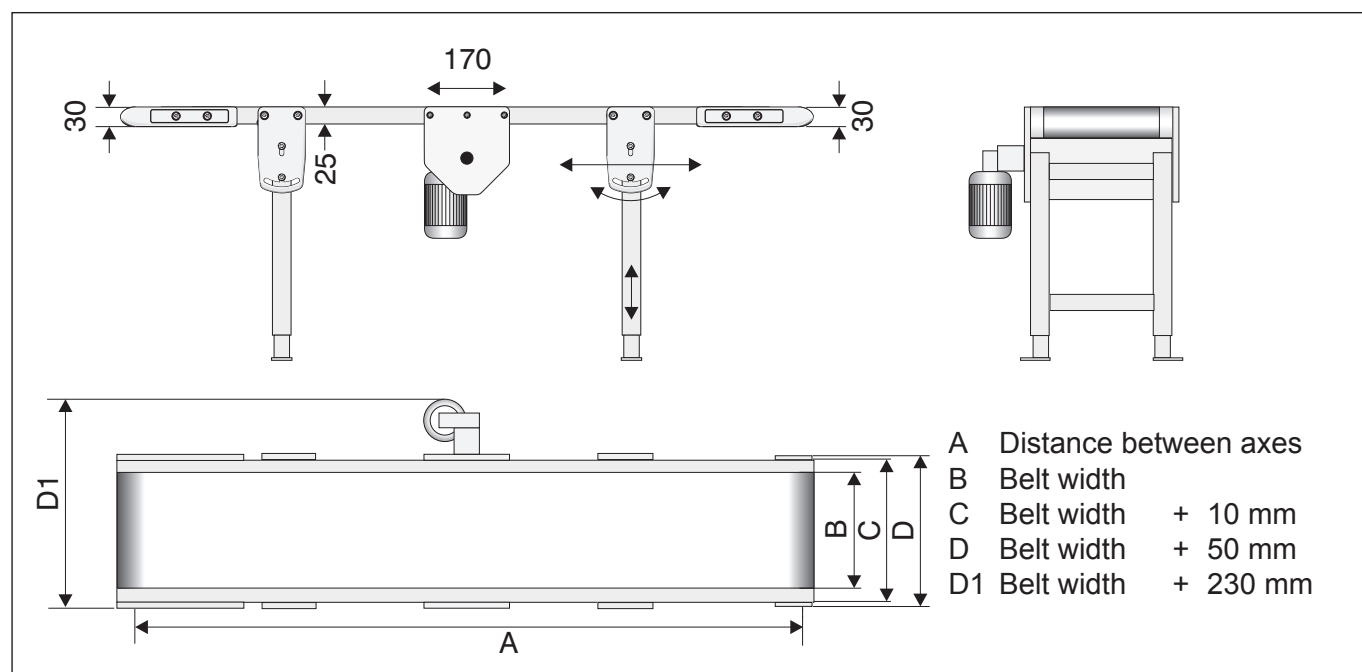
Other belt speeds upon request.

The drive is supplied together with a digital frequency regulator that is ready to be plugged to 230 V 50 Hz and has a protection type of IP 65. The frequency controller incorporates a digital motor protection switch.

Gearmotor mounting position: The Gearmotor mounting can be positioned anywhere along the frame of the conveyor. It can be turned around its flange in steps of 90°.

Total belt load: Up to 20 kg possible. Higher belt loads can be handled on request.

Further technical details and accessories can be found on page 85 and onwards.



Stainless steel knife edge conveyor

GES - 25- RMK

for exact handovers



The stainless steel knife edge conveyor GES-25-RMK is the perfect solution for the transport of very small objects in food applications. Due to the extremely small diameter of its deflecting roller of only 8mm, it can hand over even the tiniest parts. So they can travel from one conveyor to the other without any change to their orientation on the belt.

The GES-25-RMK, like all our other stainless steel conveyors, is perfectly suited for the use in food industry or in pharmaceutical and chemical applications. The very high demands for cleanliness and hygiene in these areas are fully met. The patented hygiene technology CleanTec, where all moving parts and open threads on the mechanics of the adjustment for the driving roller and the deflecting edge are sealed inside the conveyor, ensures that almost no contamination can accumulate on these parts and therefore makes the conveyor very easy to clean. And what is even better, the GES-25-RMK has an average lead time of only 4-6 days for production.

CleanTec
page 4

On the photo above the GES-25-RMK is equipped with a single column H-shaped support in stainless steel. This support can also have security rollers with breaks under it. Any longer version should have two-legged supports like shown with the GES-25 on page 25.

Technical Specifications and Accessories

Belt widths: 50, 100, 150, 200, 250, 300, 350 and 400 mm.

Distance between axes / length: 500 to 6.000 mm. All intermediate lengths are possible.

Drive with fixed belt speed:

$v = \text{approx. } 4,0 / 7,3 / 11,0 / 14,7 / 22,0 \text{ or } 31,4 \text{ m/min.}$

Other belt speeds upon request.

Connection for 220/240 - 380/415 V, 50 Hz. Protection type IP 65.

This drive can be supplied ready for connection with a motor protection switch with an emergency switch, and with a 2 meter supply cable and CEE plug. Protection type IP 65.

Drive with variable adjustable belt speed:

$v = \text{approx. } 1,6\text{--}5,6 / 2,9\text{--}10,3 / 4,4\text{--}15,4 / 5,9\text{--}20,5 / 8,8\text{--}30,8 \text{ or } 12,6\text{--}44,0 \text{ m/min.}$

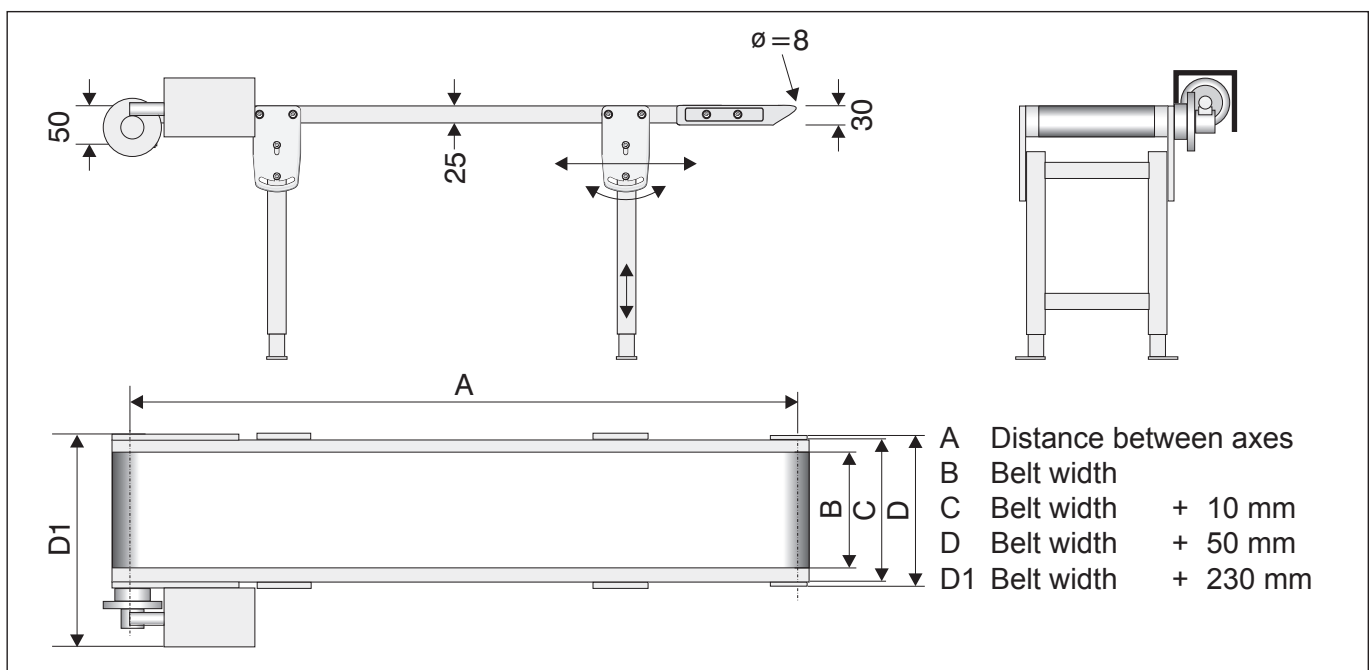
Other belt speeds upon request.

The drive is supplied together with a digital frequency regulator that is ready to be plugged to 230 V 50 Hz and has a protection type of IP 65. The frequency controller incorporates a digital motor protection switch.

Gearmotor mounting position: The Gearmotor mounting is positioned pulling at the side of the belt, left or right, and can be turned around its flange in steps of 90°.

Total belt load: Up to 20 kg possible. Higher belt loads can be handled on request.

Further technical details and accessories can be found on page 85 and onwards.



Stainless steel flat belt conveyor **GES - 50** for highest hygienic demands



The GES-50 is another conveyor in our product line, that can be made within 24 hours

24 h
page 4



The GES-50 has a frame made from a completely closed stainless steel profile. Hence it complies to even the strictest hygienic standards. With its frame height of 50 mm it is well suited for conveying of lighter goods in pharmaceutical or chemical production as well as in food processing lines.

Just as all our stainless steel conveyors, the GES-50 has all moving parts of the adjustment elements installed on the inside of the mechanism. The accumulation of any contamination is therefore effectively prevented.

For easy cleaning of the whole conveyor the deflecting roller can be flipped up to loosen the tension of the belt. This provides instant access for cleaning even under the belt.

CleanTec
page 4

On the photo on this page the GES-50 is shown with two double supports in stainless steel. They are variable adjustable in height and pivotable to allow use of the conveyor with a slight inclination. For longer versions of the model more supports have to be used.

Technical Specifications and Accessories

Belt widths: 100, 200, 300, 400, 500 and 600 mm.

Distance between axes / length: 500 to 6.000 mm. All intermediate lengths are possible.

Drive with fixed belt speed:

$v = \text{approx. } 4,0 / 7,3 / 11,0 / 14,7 / 22,0 \text{ or } 31,4 \text{ m/min.}$

Other belt speeds are possible on request.

Connection for 220/240 - 380/415 V, 50 Hz. Protection type IP 65.

This drive can be supplied together with a motor protection switch incorporating an emergency off. It has a 2 meter supply cable and CEE plug and is of protection type IP 65.

Drive with variable adjustable belt speed:

$v = \text{approx. } 1,6\text{--}5,6 / 2,9\text{--}10,3 / 4,4\text{--}15,4 / 5,9\text{--}20,5 / 8,8\text{--}30,8 \text{ or } 12,6\text{--}44,0 \text{ m/min.}$

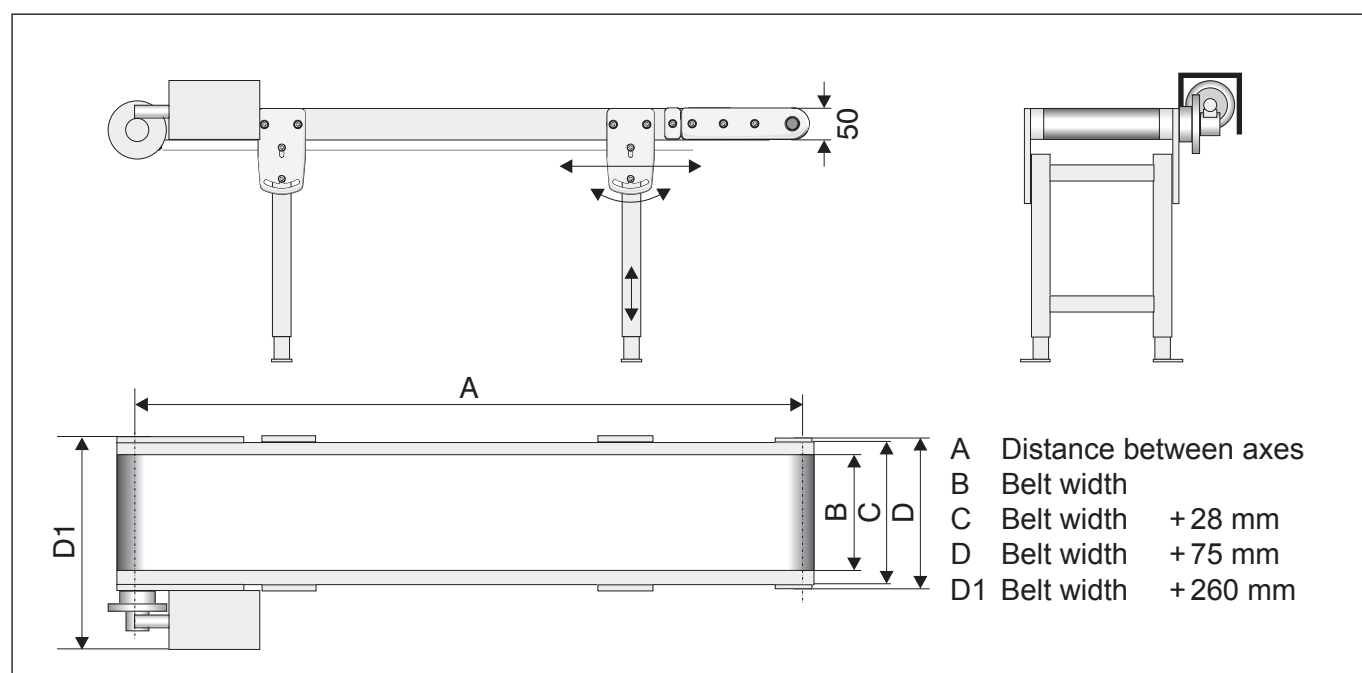
Other belt speeds are possible on request.

The drive is supplied together with a frequency regulator that is ready to be plugged to 230V 50 Hz and has a protection type of IP 65. The frequency controller incorporates a digital motor protection switch.

Gearmotor mounting positions: Pulling at the side of the belt, on the left or right. It can be turned around its flange in steps of 90°.

Total belt load: Standard is of 30 kg. Higher loads are possible on request.

Further technical details and accessories can be found on page 85 and onwards.




Stainless steel flat belt conveyor

GES - 80

for higher loads



The Gearmotor mounting can be pivoted around its flange in steps of 90°.



In order to comply to high hygienic standards, the flat belt conveyor GES-80 is equipped with an easy-cleaning mechanism to flip up the deflecting roller.

Another feature that avoids accumulation of dirt and guarantees good usability is the patented adjustment mechanism. All moving parts of it are installed towards the inside. Hence the conveyor is particularly well suited for use in pharmaceutical and chemical industry or in food processing lines.

CleanTec

page 4

The very robust conveyor can be supplied in standard sizes, but it is also possible to produce it in any custom made width and length needed. The 80 mm high frame has holes of 9 mm diameter at 30 mm intervals, where additional accessories can be mounted.

In a standard configuration the GES-80 is designed to move up to 70 kg of weight. But upon request it can also be adapted to carry 150 kg or more.

For a length of up to 2.500 mm two double supports are used, for longer version more are needed. The double supports are made of stainless steel as well and can be variable adjusted in height. They are also pivotable for the use of the conveyor in a slight inclination.

Technical Specifications and Accessories

Belt widths: 200, 300, 400, 500, 600, 700, 800, 900 and 1.000 mm.
Intermediate lengths are possible upon request.

Distance between axes / length: 750 to 18.000 mm. All intermediate lengths are possible.

Drive with fixed belt speed:

$v = \text{approx. } 6,1 / 11,4 / 17,1 / 22,8 / 34,2 \text{ or } 48,8 \text{ m/min.}$

Other belt speeds are possible on request.

Connection for 220/240 - 380/415 V, 50 Hz. Protection type IP 65.

This drive can be supplied together with a motor protection switch incorporating an emergency off. It has a 2 meter supply cable and CEE plug and is of protection type IP 65.

Drive with variable adjustable belt speed:

$v = \text{approx. } 2,4\text{-}8,5 / 4,6\text{-}16,0 / 6,8\text{-}23,9 / 9,1\text{-}31,9 / 13,7\text{-}47,9 \text{ or } 19,5\text{-}68,4 \text{ m/min.}$

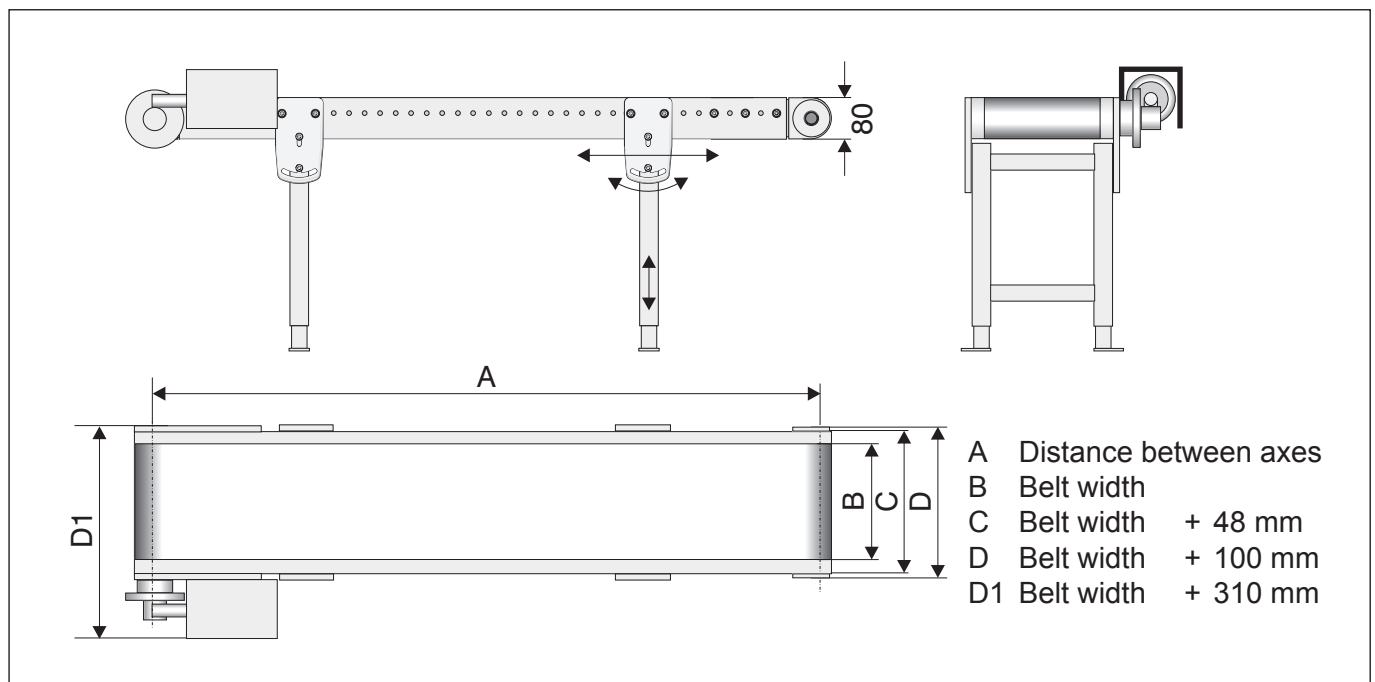
Other belt speeds are possible on request.

The drive is supplied together with a frequency regulator that is ready to be plugged to 230V 50 Hz and has a protection type of IP 65. The frequency controller incorporates a digital motor protection switch.

Gearmotor mounting positions: Pulling at the side of the belt, on the left or right. The motor can be turned around its flange in steps of 90°.

Total belt load: Standard is of 70 kg. Higher loads are possible on request.

Further technical details and accessories can be found on page 85 and onwards.



Stainless steel flat belt conveyor **GES - 80 - RDG** with wire mesh belt



The flat belt conveyor GES-80-RDG is equipped with a wire mesh belt.

It is especially suitable for transporting extremely hot items. The patented adjusting mechanisms of the drive and reversing roller, enclosed from the outside and located in the inner part of the components, guarantees easy cleaning and low susceptibility to failure. For this reason, it is especially suitable for food, pharmaceutical and chemical industries.

CleanTec
page 4

24 h
page 4


The GES-80-RDG, equipped with our standard wire mesh belt made of stainless steel, is available in widths from 100 - 400 mm and can be delivered within 24 hours.

The stainless steel frame with a height of 80 mm is provided with holes with an interval of 30 mm and a diameter of 9 mm to mount accessories. Thus, the GES-80-RDG can be adjusted to individual needs. For available accessories of our modular system please refer to pages 85 to 94 in this catalog.

With a belt conveyor length of up to 1,500 mm and a width of up to 400 mm, the GES-80-RDG can be used with a stainless steel. H pillar stand. On page 13 a mobile design including dead stop safety wheels is shown.

Wider and longer designs of the GES-80-RDG are equipped with the required amount of steel double stands.

All stand systems are adjustable in height and equipped with a vertical position lock.



Technical Specifications and Accessories

Belt widths: 100, 200, 300 and 400 mm. Intermediate lengths are possible upon request.

Distance between axes / length: 750 to 6.000 mm. All intermediate lengths are possible.

Drive with fixed belt speed:

$v = \text{approx. } 6,1 / 11,4 / 17,1 / 22,8 / 34,2 \text{ or } 48,8 \text{ m/min.}$

Other belt speeds are possible on request.

Connection for 220/240 - 380/415 V, 50 Hz. Protection type IP 65.

This drive can be supplied together with a motor protection switch incorporating an emergency off. It has a 2 meter supply cable and CEE plug and is of protection type IP 65.

Drive with variable adjustable belt speed:

$v = \text{approx. } 2,4-8,5 / 4,6-16,0 / 6,8-23,9 / 9,1-31,9 / 13,7-47,9 \text{ or } 19,5-68,4 \text{ m/min.}$

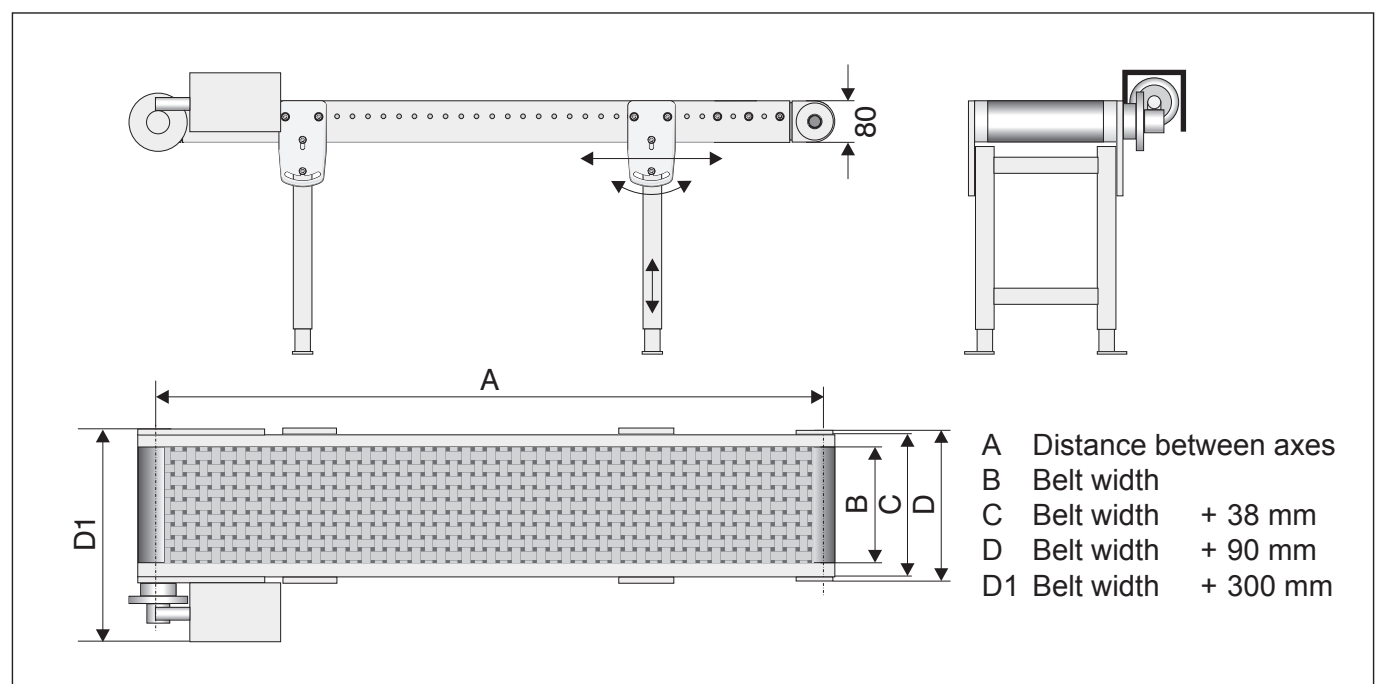
Other belt speeds are possible on request.

The drive is supplied together with a frequency regulator that is ready to be plugged to 230V 50 Hz and has a protection type of IP 65. The frequency controller incorporates a digital motor protection switch.

Gearmotor mounting positions: Pulling at the side of the belt, on the left or right. The motor can be turned around its flange in steps of 90°.

Total belt load: Standard is of 70 kg. Higher loads are possible on request.

Further technical details and accessories can be found on page 85 and onwards.



Flat conveyor in stainless steel EM - F with plastic modular chain



The EM-F with plastic modular chain has a completely closed stainless steel frame. The chain can have a closed surface like shown in the picture on the left or it can be an open chain. Thus the EM-F is a good solution for the transport of still unpacked or already packed food stuff.

But it also meets the high hygienical standards of pharmaceutical and chemical industry.

The conveyor comes in a very slim design. The frame is only 12 mm wider than the chain. Also at the defecting roller the brackets add only a few millimeters more so that the total width there is 48 mm more than the belt width itself. The whole height including the chain is only 95 mm. There are 4 different belt widths between 152 and 607 mm to choose from and the EM-F can be made in any length between 500 and 6.000 mm. For its production we need between 4 and 6 days.

The modular plastic chain is very easy to clean and especially hard wearing. Any broken or worn links can be exchanged, which allows rapid maintenance.

With the wide range of accessories available, the AM-F can easily be adapted to almost any specific need. For further details of our accessories, please refer to pages 85 to 94 of this catalog.

For any length of 1.500 mm or less and a width of up to 304 mm the EM-F can be equipped with our single column upright as shown on page 29.

Longer or larger versions should use the appropriate number of two-legged aluminium supports as shown above.

Both support systems are variable adjustable in height and pivotable as well as self locking in their vertical position.



Technical Specifications and Accessories

Belt widths: 153, 305, 457 and 610 mm. Other widths are available upon request.

Distance between axes / length: 500 to 6.000 mm. All intermediate lengths are possible.

Drive with fixed belt speed:

$v = \text{approx. } 5,6 / 10,4 / 15,6 / 20,8 / 31,2 \text{ or } 44,6 \text{ m/min.}$

Other belt speeds are possible on request.

Connection for 220/240 - 380/415 V, 50 Hz. Protection type IP 65.

This drive can be supplied together with a motor protection switch incorporating an emergency off. It has a 2 meter supply cable and CEE plug and is of protection type IP 65.

Drive with variable adjustable belt speed:

$v = \text{approx. } 2,2\text{--}7,8 / 4,2\text{--}14,6 / 6,2\text{--}21,8 / 8,3\text{--}29,1 / 12,5\text{--}43,7 \text{ or } 17,8\text{--}62,4 \text{ m/min.}$

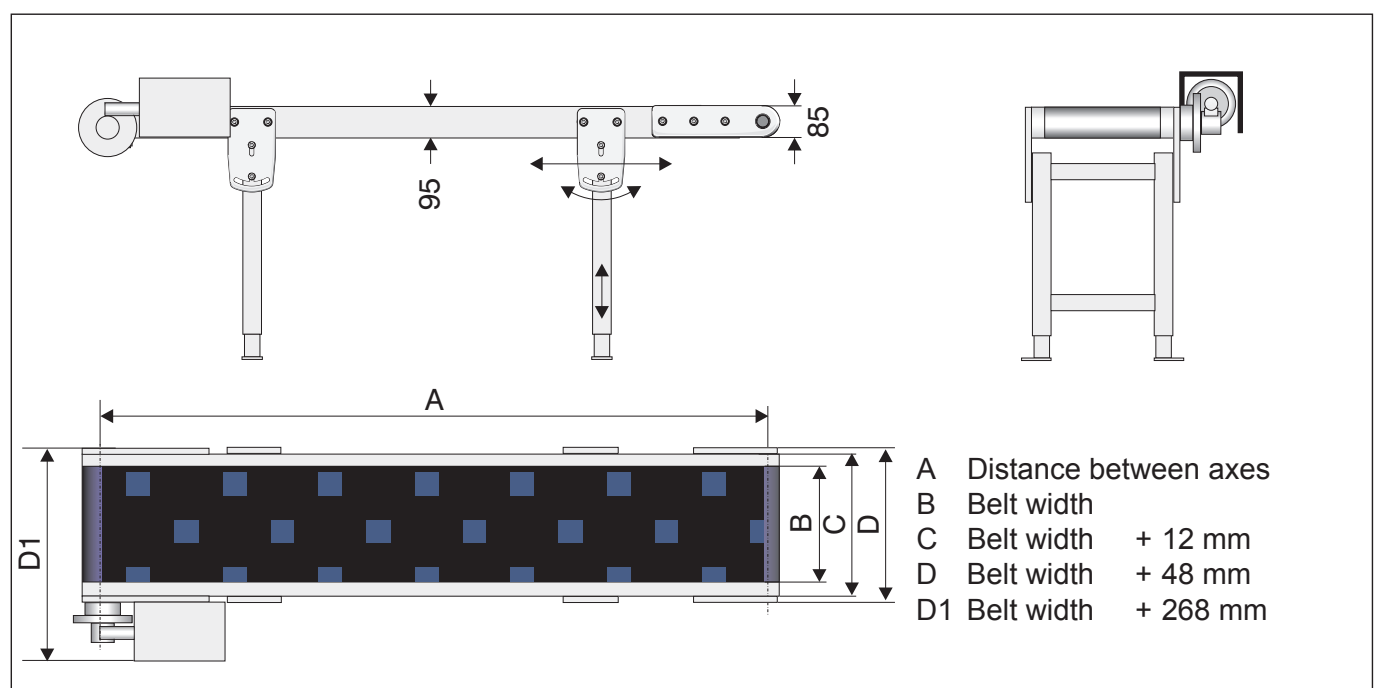
Other belt speeds are possible on request.

The drive is supplied together with a frequency regulator that is ready to be plugged to 240V 50 Hz and has a protection type of IP 65. The frequency controller incorporates a digital motor protection switch.

Gearmotor mounting positions Pulling at the side of the belt, on the left or right.

Total belt load: Standard is of 50 kg. Higher loads are possible on request.

Further technical details and accessories can be found on page 85 and onwards.



Inclined belt conveyor in aluminium

GKAL - 60

with 24-hour-service

The inclined belt conveyor GKAL-60 can be used in wide variety of applications.

Upon request it can be made in various sizes within one single day.

24 h
page 4

The GKAL-60 has an extremely rigid TorsioDur frame in monobloc quality.

TorsioDur
page 3

As well as in standard sizes it can also be custom made for specific problem solutions.

Along the whole length of the 60 mm high frame, additional accessories can be fixed to M8 sliding blocks gliding in the grooves along the side of the frame.



In a standard configuration the GKAL-60 is equipped with a slatted belt, side guide rails and a receiving hopper with fall black flap. The slats on the belt normally are 20, 30 or 40 mm high. But special heights are also available. The distance between the slats on the belt can be freely chosen. The receiving hopper exists in a small and a big standard version. A lot more of the versatile accessories in our program can be found on the pages 85 to 94 in this brochure.

The two double supports, with which the GKAL-60 on this page is equipped, can be variable adjusted in height and angle. For an easy change of position, the support at the receiving end has little casters. In an alternative configuration the GKAL-60 can have a single column support with wheels. It is shown on page 13.

Technical Specifications and Accessories

Belt widths: 200, 250, 300, 350, 400, 450, 500, 550 and 600 mm.

Distance between axes / length: 500 to 6.000 mm. All intermediate lengths are possible.

Drive with fixed belt speed:

$v = \text{approx. } 4,6 / 8,5 / 12,8 / 17,1 / 25,6 \text{ or } 36,6 \text{ m/min.}$

Other belt speeds are possible on request.

Connection for 220/240 - 380/415 V, 50 Hz. Protection type IP 54.

This drive can be supplied together with a motor protection switch incorporating an emergency off. It has a 2 meter supply cable and CEE plug and is of protection type IP 54.

Drive with variable adjustable belt speed:

$v = \text{approx. } 1,8-6,4 / 3,4-12,0 / 5,1-17,9 / 6,8-23,9 / 10,3-35,9 \text{ or } 14,6-51,3 \text{ m/min.}$

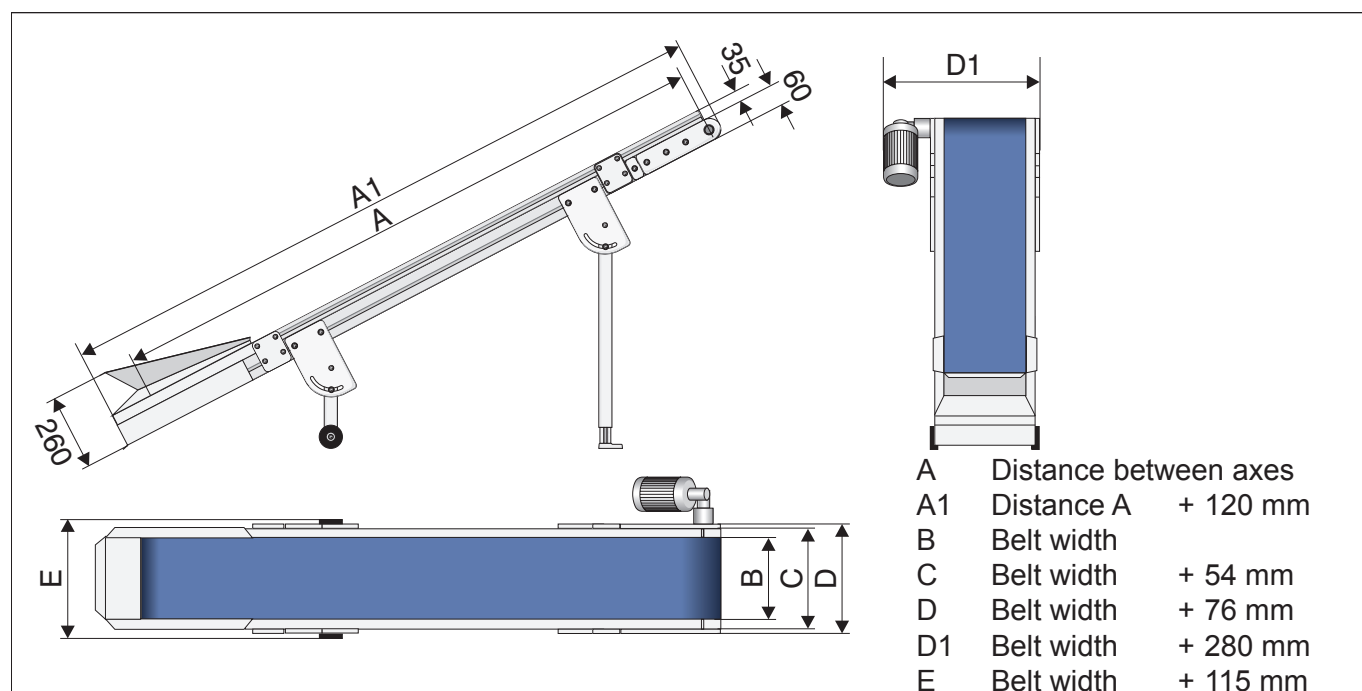
Other belt speeds are possible on request.

The drive is supplied together with a frequency regulator that is ready to be plugged to 230V 50 Hz and has a protection type of IP 65. The frequency controller incorporates a digital motor protection switch.

Gearmotor mounting positions: Pulling at the side of the belt, on the left or right.

Total belt load: Standard is of 30 kg. Higher loads are possible on request.

Further technical details and accessories can be found on page 85 and onwards.



Aluminium inclined belt conveyor **AM - R** with plastic modular chain

The inclined belt conveyor AM-K is a particularly robust belt conveyor.

Its aluminium frame is 95 mm high and provided with groove profiles which can be used for easily attaching any accessories.



As a standard, the belt conveyor AM-R is equipped with a chain made of plastic modules, with cross slats, lateral guide rails and a feeding hopper with a fall-back flap. The cross slats may be 1, 2 or 3 inches high and their distance on the conveyor between one another can be freely selected in 1-inch steps.

The plastic modular chains of the AM-R have been approved by the FDA and are easy to clean. In addition, they are particularly hard-wearing and easy to service thanks to the possibility of replacing individual links.

The feeding hopper is available in a small and a large standard design. Many more accessories of our modular system can also be found on pages 85 to 94 in this catalog.

The two pivotable double supports made of aluminium, which are displayed here together with the belt conveyor AM-R, are variable adjustable in height. For an optimal positioning the support on the feed end is equipped with small fixed rollers. The support on the discharge end is provided with two dead stop safety wheels. Alternatively, the AM-R can also be used with a mobile H-shaped single column support as shown on page 13.

Technical Specifications and Accessories

Useable belt widths: 182, 258, 334, 410, 486 and 562 mm. Further widths are available upon request.

Distance between axes / Length: 600 to 6.000 mm. All intermediate lengths are possible.

Drive unit with fixed belt speed:

$V = \text{approx. } 5,6 / 10,4 / 15,6 / 20,8 / 31,2 \text{ or } 44,6 \text{ m/min.}$

Further belt speeds are available upon request.

Supply for 220/240 - 380/415 V, 50 Hz. Protection type IP 54.

This drive unit can be delivered ready to be connected including a protective motor switch with an emergency stop and a power line of 2 meters length with a CEE plug. Protection type IP 65.

Drive unit with variable adjustable belt speed:

$V = \text{approx. } 2,2\text{--}7,8 / 4,2\text{--}14,6 / 6,2\text{--}21,8 / 8,3\text{--}29,1 / 12,5\text{--}43,7 \text{ or } 17,8\text{--}62,4 \text{ m/min.}$

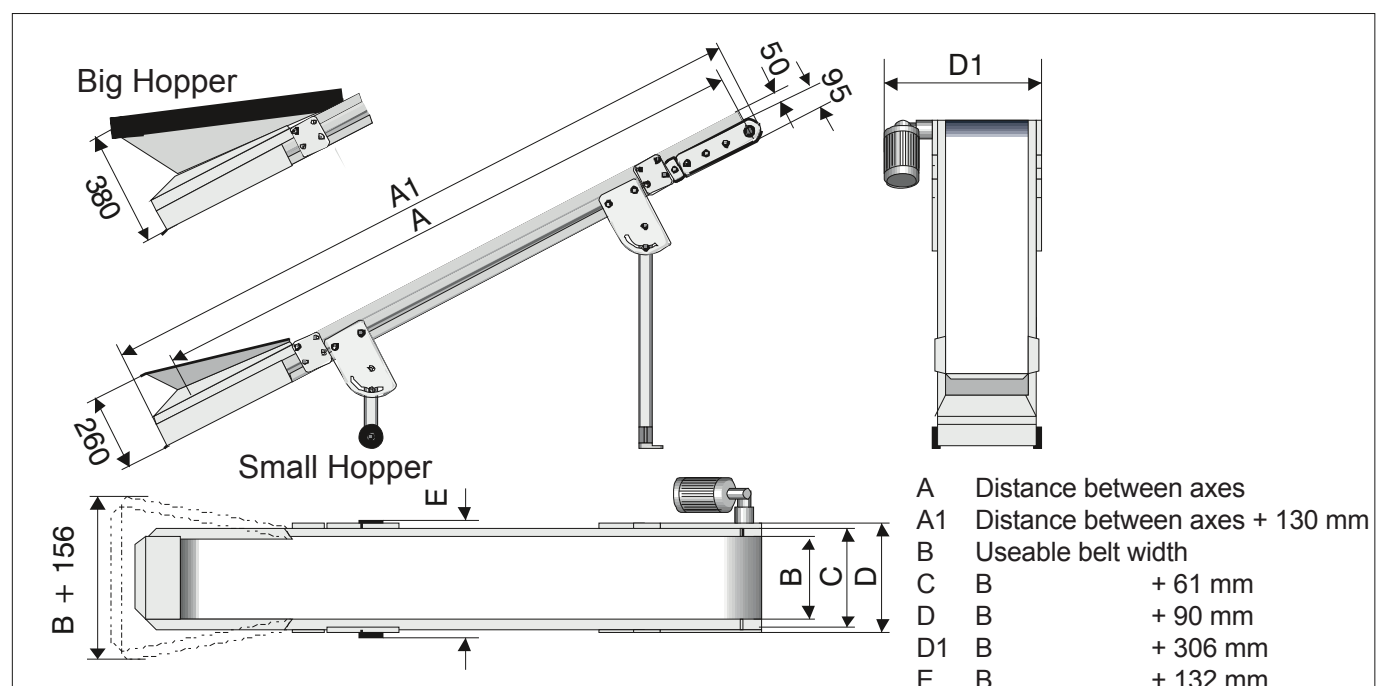
Further belt speeds are available upon request.

The belt is delivered with a connected digital frequency controller, ready to be plugged in for 230 V, 50 Hz. Protection type IP 65.

Gearmotor mounting position: The Gearmotor mounting can be placed pulling on the left or right side and can be turned in single steps by 90°.

Total belt load: Standard load 30 kg. Higher loads are available upon request.

Further technical details and accessories can be found on page 85 and onwards.



Inclined belt conveyor in coated steel

GK - 80

with hopper and slatted belt



The inclined belt conveyor GK-80 is equipped with a receiving hopper and it has cross slats on the belt. Along the belt run fixed side rails to guide the transported goods.

With these aids it can lift all sorts of bulk and solid material to the required height.

Made of coated steel profiles, the frame has perforations of 9 mm diameter at 30 mm intervals. Therefore additional accessories can be added very easily.

The height of the slats on the belt and their distance to each other can be adapted to suit almost any specific application.

The standard height of the side rails is 35 mm. Higher versions are possible upon request.

The hopper exists in a small and a large standard version. Both are equipped with a fall back flap to avoid any material falling back through the hopper.

Configurations no longer than 2.000 mm and no wider than 400 mm can be mounted on one H-shaped single column support that is movable on security casters with brakes. All longer or wider conveyors should have the appropriate amount of double supports.

The short support near the hopper can be equipped with small caster to make any change of location quite simple.

All supports are pivotable and variable adjustable in height.

Technical Specifications and Accessories

Belt widths: 200, 300, 400, 500, 600, 700, 800, 900 and 1.000 mm.
Intermediate lengths are possible upon request.

Distance between axes / length: 750 to 18.000 mm. All intermediate lengths are possible.

Drive with fixed belt speed:

$v = \text{approx. } 6,1 / 11,4 / 17,1 / 22,8 / 34,2 \text{ or } 48,8 \text{ m/min.}$

Other belt speeds are possible on request.

Connection for 220/240 - 380/415 V, 50 Hz. Protection type IP 54.

This drive can be supplied together with a motor protection switch incorporating an emergency off. It has a 2 meter supply cable and CEE plug and is of protection type IP 54.

Drive with variable adjustable belt speed:

$v = \text{approx. } 2,4-8,5 / 4,6-16,0 / 6,8-23,9 / 9,1-31,9 / 13,7-47,9 \text{ or } 19,5-68,4 \text{ m/min.}$

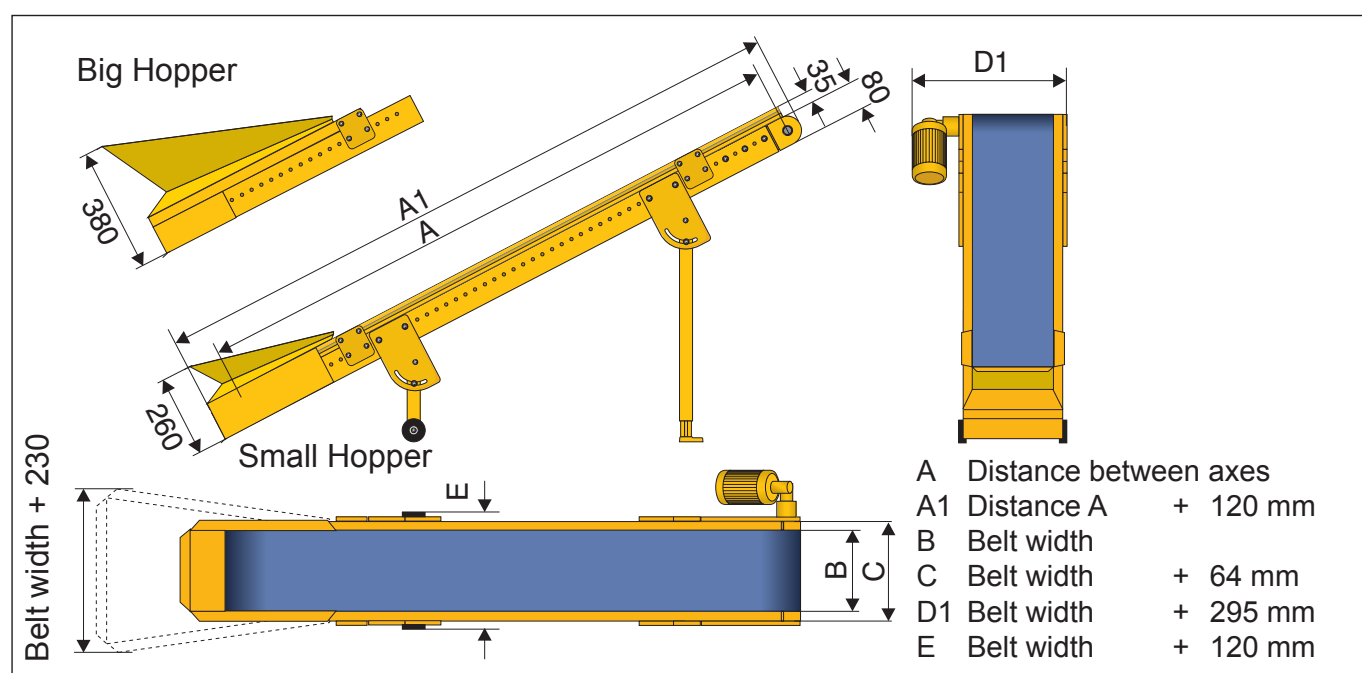
Other belt speeds are possible on request.

The drive is supplied together with a frequency regulator that is ready to be plugged to 230V 50 Hz and has a protection type of IP 65. The frequency controller incorporates a digital motor protection switch.

Gearmotor mounting positions: Pulling the belt at its side, on the left or right.

Total belt load: Standard is of 50 kg. Higher loads are possible on request.

Further technical details and accessories can be found on page 85 and onwards.



Inclined conveyor in stainless steel

GKES - 80

with hopper and slatted belt



The inclined belt conveyor in stainless steel GKES-80 is equipped with a receiving hopper and it has cross slats on the belt. Along the belt run fixed side rails to guide the transported goods. With these aids it can lift all sorts of bulk and solid material to the required height.

A feature that avoids accumulation of dirt and guarantees good usability is the patented adjustment mechanism. All its moving parts are installed towards the inside. Hence the conveyor is particularly well suited for use in pharmaceutical and chemical industry or in food processing lines.

The very robust conveyor can be supplied in standard sizes, but it is also possible to produce

it in any custom made width and length needed. The 80 mm high frame has holes of 9 mm diameter at 30 mm intervals, where additional accessories can be mounted.

CleanTec
page 4

For a length of up to 2.500 mm two double supports are used, for longer version more are needed. The double supports are made of stainless steel as well and can be variable adjusted in height. They are also pivotable to allow the use of the conveyor in different inclinations.

On smaller conveyors of up to 400 mm width and 1.500 mm length it is also possible to use an H-shaped stainless steel support on wheels. It is shown on page 75.

Technical Specifications and Accessories

Belt widths: 100, 200, 300, 400, 500, 600, 700, 800, 900 and 1.000 mm.
Intermediate lengths are possible upon request.

Distance between axes / length: 750 to 12.000 mm. All intermediate lengths are possible.

Drive with fixed belt speed:

$v = \text{approx. } 6,1 / 11,4 / 17,1 / 22,8 / 34,2 \text{ or } 48,8 \text{ m/min.}$

Other belt speeds are possible on request.

Connection for 220/240 - 380/415 V, 50 Hz. Protection type IP 65.

This drive can be supplied together with a motor protection switch incorporating an emergency off. It has a 2 meter supply cable and CEE plug and is of protection type IP 65.

Drive with variable adjustable belt speed:

$v = \text{approx. } 2,4-8,5 / 4,6-16,0 / 6,8-23,9 / 9,1-31,9 / 13,7-47,9 \text{ or } 19,5-68,4 \text{ m/min.}$

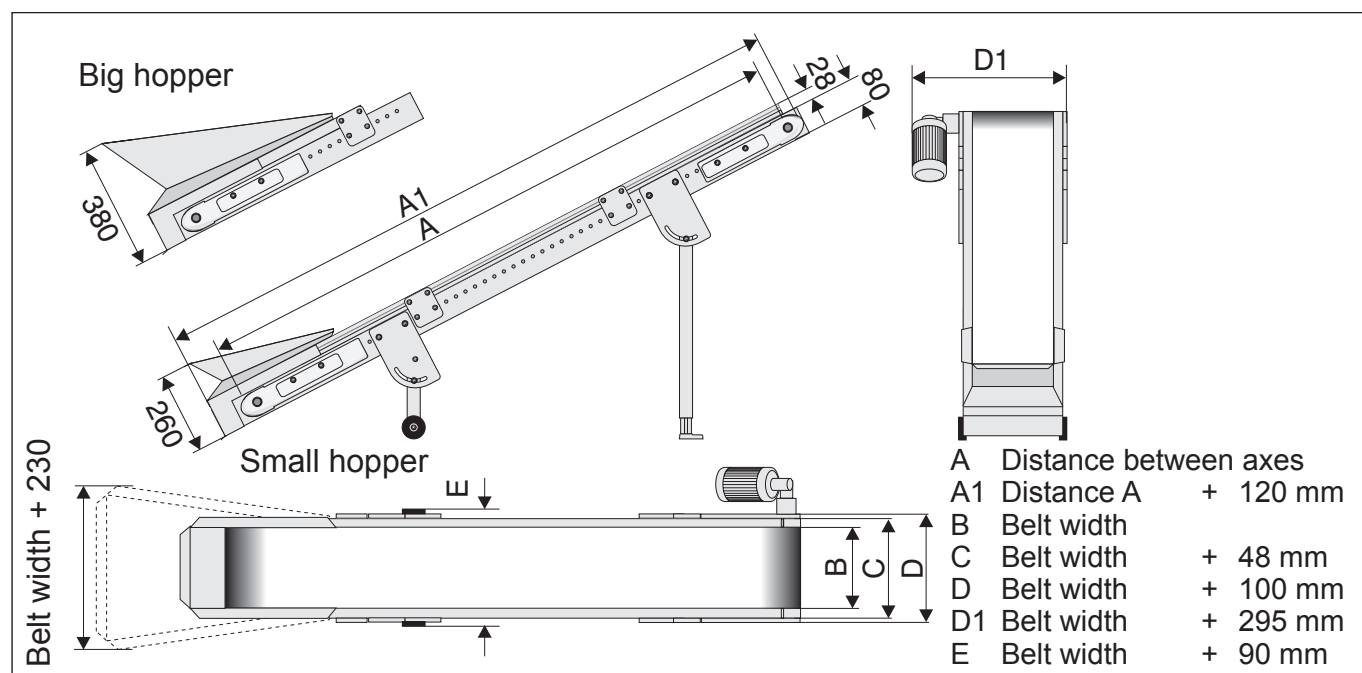
Other belt speeds are possible on request.

The drive is supplied together with a frequency regulator that is ready to be plugged to 230V 50 Hz and has a protection type of IP 65. The frequency controller incorporates a digital motor protection switch.

Gearmotor mounting positions: Pulling at the side of the belt, on the left or right. The motor can be turned around its flange in steps of 90°.

Total belt load: Standard is of 50 kg. Higher loads are possible on request.

Further technical details and accessories can be found on page 85 and onwards.



Stainless steel inclined belt conveyor **EM-R-W** with plastic modular chain

The inclined belt conveyor EM-R-W is a particularly robust belt conveyor.

Its stainless steel frame with a height of 95 mm is manufactured with a closed stainless steel profile.



As a standard, the belt conveyor EM-R-W is equipped with a chain made of plastic modules with cross slats and co-running side plates. A hopper with a fall-back flap is mounted on the feed end.

The cross slats may be 1, 2 or 3 inches high and their distance on the conveyor between one another can be freely selected in 1-inch steps. The plastic modular chains of the EM-R-W have been approved by the FDA and are easy to clean. In addition, they are particularly hard-wearing and easy to service thanks to the possibility of replacing individual links.

The feeding hopper is available in a small and a large standard design. Many more accessories of our modular system can also be found from page 85 to 94 in this catalog.

The two pivotable double supports made of stainless steel, which are displayed here together with the belt conveyor EM-R-W, are variable adjustable in height. For an optimal positioning the support on the feed end is equipped with small fixed rollers. The support on the discharge end is provided with two dead stop safety wheels. Alternatively, the EM-R-W can also be used with a mobile H-shaped single column support stand as shown on page 75.

Technical Specifications and Accessories

Useable belt widths (between the side plates) / Total belt widths:

136/228 mm, 212/304 mm, 288/380 mm, 364/456 mm, 440/532 mm, or 516/608 mm.

Distance between axes / Length: 600 to 6.000 mm. All intermediate lengths are possible.

Drive with fixed belt speed:

$V = \text{approx. } 5,6 / 10,4 / 15,6 / 20,8 / 31,2 \text{ or } 44,6 \text{ m/min.}$

Further belt speeds are available upon request.

Supply for 220/240 - 380/415 V, 50 Hz. Protection type IP 54.

This drive unit can be delivered ready to be connected including a protective motor switch with an emergency stop and a power line of 2 meters length with a CEE plug. Protection type IP 65.

Drive with variable adjustable belt speed:

$V = \text{approx. } 2,2-7,8 / 4,2-14,6 / 6,2-21,8 / 8,3-29,1 / 12,5-43,7 \text{ or } 17,8-62,4 \text{ m/min.}$

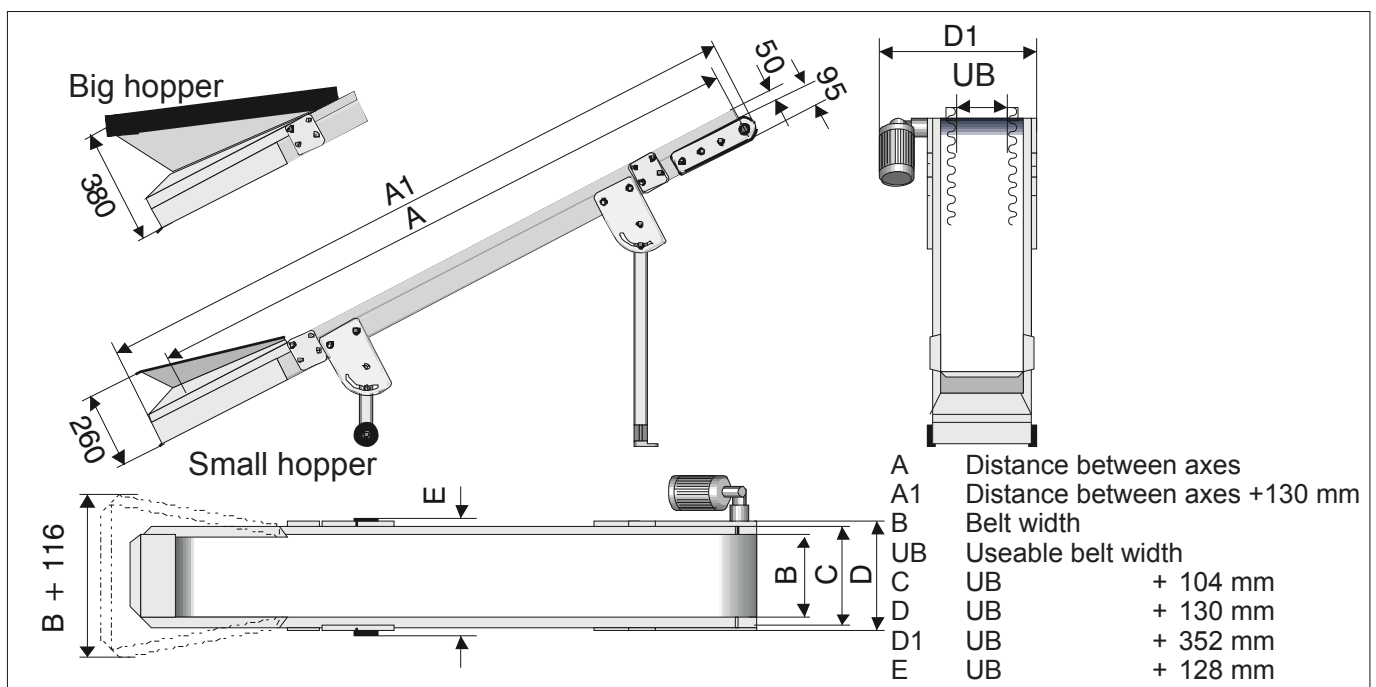
Further belt speeds are available upon request.

The belt is delivered with a connected digital frequency controller, ready to be plugged in for 230 V, 50 Hz. Protection type IP 65.

Gearmotor mounting position: The Gearmotor mounting can be placed pulling on the left or right side and can be turned in single steps by 90° .

Total belt load: Standard load 50 kg. Higher loads are available upon request.

Further technical details and accessories can be found on page 85 and onwards.



Bunker-conveyor **GAL - 60 - B** for bulk material

The bunker-conveyor GAL-60-B has, depending on its size, a hopper with a capacity between 20 and 205 litres. The maximum weight in the hopper can be 100 kg. The height of the hopper's back wall can be 200, 300 or 400 mm.

Its characteristic quality is the ability to hold bulk material ready and to be integrated into work processes. It is furthermore available with different belt speeds, so that the carrying capacity can be influenced in order to match the customer's requirements. It is possible to fix supplementary accessories on the whole length of the 60 mm high frame of the GAL-60-B by the aid of sliding blocks with an M-8 thread along both sides of the conveyor.

TorsioDur
page 3

Besides this, the bunker-conveyor GAL-60-B is equipped with an extremely rigid TorsioDur frame. It is obtainable in standard widths of 200, 300 and 400 mm and in lengths of 500, 1.000 and 1.500 mm.



For further information about the available accessories of our unit assembly system, please read the technical part starting page 85.

In its standard version, the GAL-60-B is placed on a single steel column support with aluminium ground plate.

If the conveyor has to transport higher loads it can be placed on two double uprights like shown on page 39.

Both systems are continuously adjustable in height and pivotable.

Technical Specifications and Accessories

Belt widths: 200, 300 or 400 mm. Other belt widths are possible on request.

Distance between axes / length: 500, 1.000 and 1.500 mm. Other lengths are possible.

Height of bunker back wall: 200, 300 or 400 mm. Other heights are possible.

Drive with fixed belt speed:

$v = \text{approx. } 0,2 / 0,5 \text{ or } 0,8 \text{ m/min.}$

Other belt speeds are possible on request.

Connection for 220/240 - 380/415 V, 50 Hz. Protection type IP 54.

This drive can be supplied together with a motor protection switch incorporating an emergency off. It has a 2 meter supply cable and CEE plug and is of protection type IP 54.

Drive with variable adjustable belt speed:

$v = \text{approx. } 0,09\text{--}0,33 / 0,2\text{--}0,75 \text{ or } 0,35\text{--}1,25 \text{ m/min.}$

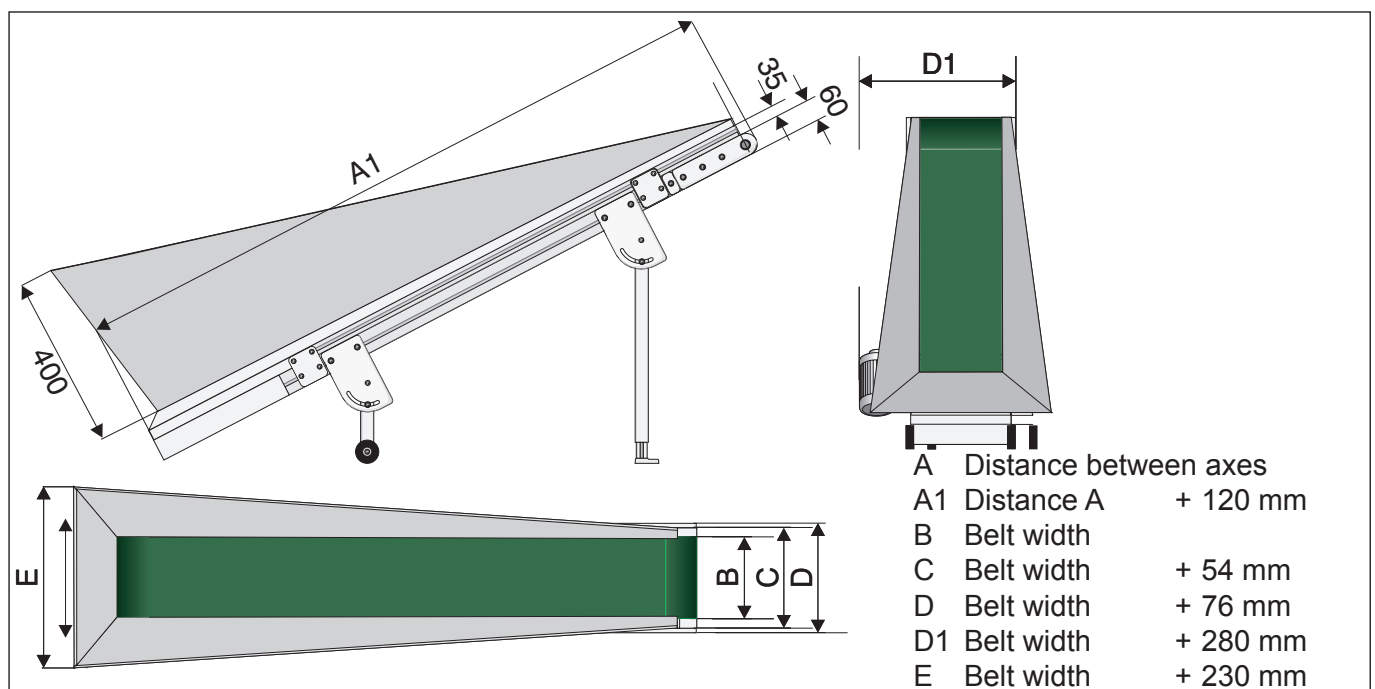
Other belt speeds are possible on request.

The drive is supplied together with a frequency regulator that is ready to be plugged to 230V 50 Hz and has a protection type of IP 65. The frequency controller incorporates a digital motor protection switch.

Gearmotor mounting positions: Pushing below the belt or at its side, on the left or right.

Total belt load: 30 kg to 100 kg, depending on the hopper size.

Further technical details and accessories can be found on page 85 and onwards.



Angled belt conveyor in aluminium

GAL - 25 - K

with slatted belt



Due to its compact size, the GAL-25-K can be used wherever the situation requires an angle in the frame of the conveyor.

Equipped with a slatted belt and fixed side rails, the robust conveyor is preferably used for slightly bigger goods.

The GAL-25-K has a very rigid TorsioDur frame with low torsion and 60 mm height. Along its sides it has grooves for sliding blocks with M-6 threads, where additional accessories can be fitted easily.

TorsioDur
page 3

The horizontal and the rising length can be produced in different sizes for specific applications. A total length of 3 meters however should not be exceeded.

The rising section can be variable adjusted to an angle between 40 and 60° from the ground.

The distance between the slats and also their height can be chosen to fit to the required use. In a standard configuration, the height of the side rail would be 40 mm. Upon request other heights can be delivered.

For secure feeding of the transported goods onto the conveyor, the GAL-25-K has a receiving hopper that is equipped with a fall back flap made from belt material.

Small casters are mounted in the horizontal section of the conveyor. Therefore the conveyor can easily be moved to different places of use. A double support is fixed to the rising part, as shown in the picture above. The use of an H-shaped support on wheels with brakes, as shown on page 13, is also possible.

Technical Specifications and Accessories

Useable belt widths: 100, 150, 200, 250, 300, 350, 400 mm.

Horizontal distance between axes, A1: 500 to 2.500 mm. All intermediate lengths possible.
Rising distance between axes, A2: 500 to 2.500 mm. All intermediate lengths possible.
Total length A1 + A2: no more than 3.000 mm.

Drive with fixed belt speed:

$v = \text{approx. } 4,0 / 7,3 / 11,0 / 14,7 / 22,0 \text{ or } 31,4 \text{ m/min.}$

Other belt speeds are possible on request.

Connection for 220/240 - 380/415 V, 50 Hz. Protection type IP 54.

This drive can be supplied together with a motor protection switch incorporating an emergency off. It has a 2 meter supply cable and CEE plug and is of protection type IP 54.

Drive with variable adjustable belt speed:

$v = \text{approx. } 1,6\text{--}5,6 / 2,9\text{--}10,3 / 4,4\text{--}15,4 / 5,9\text{--}20,5 / 8,8\text{--}30,8 \text{ or } 12,6\text{--}44,0 \text{ m/min.}$

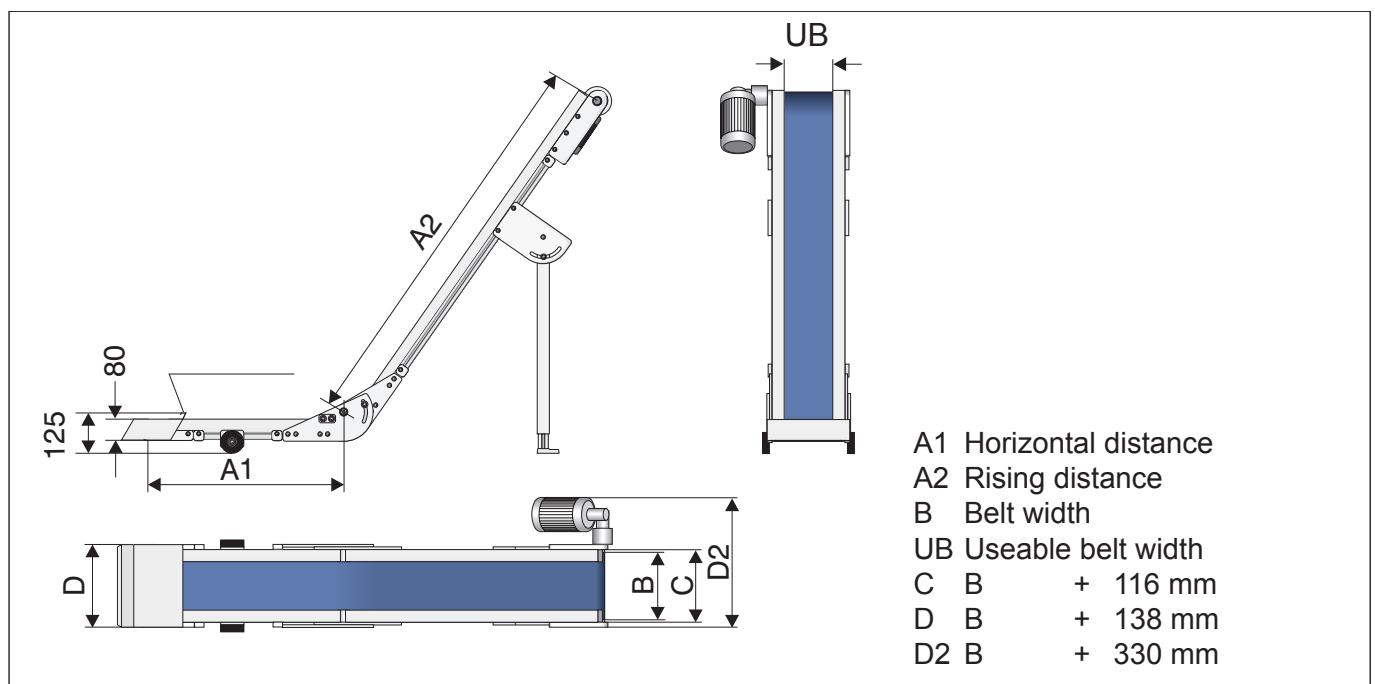
Other belt speeds are possible on request.

The drive is supplied together with a frequency regulator that is ready to be plugged to 230V 50 Hz and has a protection type of IP 65. The frequency controller incorporates a digital motor protection switch.

Gearmotor mounting positions: Pulling the belt at its side, on the left or right.

Total belt load: Standard is of 15 kg. Higher loads are possible on request.

Further technical details and accessories can be found on page 85 and onwards.



Angled belt conveyor in aluminium

GAL - 60 - K

with slatted belt



Due to its compact size, the GAL-60-K can be used wherever the situation requires an angle in the frame of the conveyor.

Equipped with a slatted belt and fixed side rails, the robust conveyor is preferably used for slightly bigger goods.

The GAL-60-K has a very rigid TorsioDur frame with low torsion and 60 mm height.

TorsioDur®
page 3

Along its sides it has grooves for sliding blocks with M-8 threads, where additional accessories can be fitted easily.

The horizontal and the rising length can be produced in different sizes for specific applications.

A total length of 4 meters however should not be exceeded.

The rising section can be variable adjusted to an angle between 40 and 60° from the ground.

The distance between the slats and also their height can be chosen to fit to the required use. In a standard configuration, the height of the side rail would be 40 mm. Upon request other heights can be delivered.

For secure feeding of the transported goods onto the conveyor, the GAL-60-K has a receiving hopper that is equipped with a fall back flap made from belt material.

Small casters are mounted in the horizontal section of the conveyor. Therefore the conveyor can easily be moved to different places of use. A double support is fixed to the rising part, as shown in the picture above. The use of an H-shaped support on wheels with brakes, as shown on page 13, is also possible.

Technical Specifications and Accessories

Useable belt widths: 100, 150, 200, 250, 300, 350, 400, 450 and 500 mm.

Horizontal distance between axes, A1: 500 to 3.500 mm. All intermediate lengths possible.

Rising distance between axes, A2: 500 to 3.500 mm. All intermediate lengths possible.

Total length A1 + A2: no more than 4.000 mm.

Drive with fixed belt speed:

$v = \text{approx. } 4,6 / 8,5 / 12,8 / 17,1 / 25,6 \text{ or } 36,6 \text{ m/min.}$

Other belt speeds are possible on request.

Connection for 220/240 - 380/415 V, 50 Hz. Protection type IP 54.

This drive can be supplied together with a motor protection switch incorporating an emergency off. It has a 2 meter supply cable and CEE plug and is of protection type IP 54.

Drive with variable adjustable belt speed:

$v = \text{approx. } 1,8-6,4 / 3,4-12,0 / 5,1-17,9 / 6,8-23,9 / 10,3-35,9 \text{ or } 14,6-51,3 \text{ m/min.}$

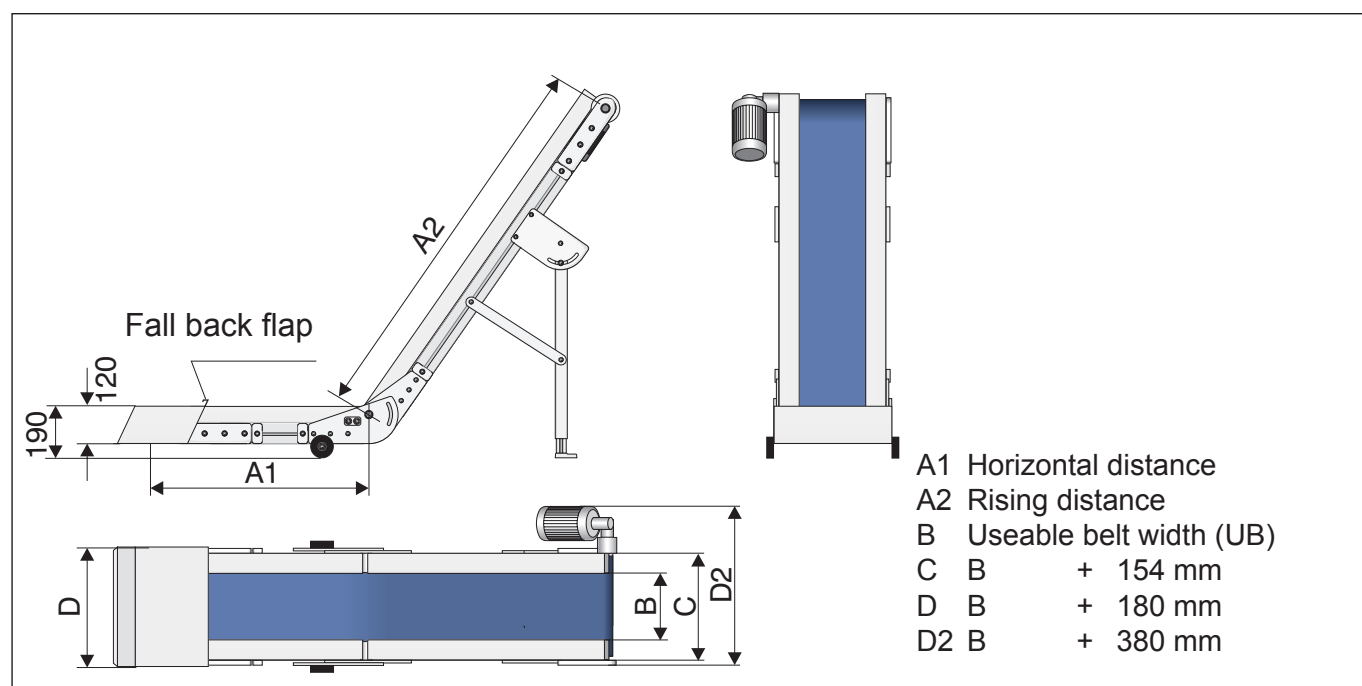
Other belt speeds are possible on request.

The drive is supplied together with a frequency regulator that is ready to be plugged to 230V 50 Hz and has a protection type of IP 65. The frequency controller incorporates a digital motor protection switch.

Gearmotor mounting positions: Pulling the belt at its side, on the left or right.

Total belt load: Standard is of 30 kg. Higher loads are possible on request.

Further technical details and accessories can be found on page 85 and onwards.




Angled belt conveyor in aluminium

GAL - 60 - K - W

with corrugated edge belt

The GAL-60-K-W has a frame with a horizontal section at the bottom and a following rising section. It can therefore be used wherever the configuration of the surrounding machinery makes a conveyor with an angle in its frame necessary.

Equipped with a corrugated edge belt it is capable of securely transporting very delicate objects or such in even the smallest dimensions.



The TorsioDur frame is highly resistant to torsion and has a height of 60 mm. In its grooves along both sides it has sliding blocks with M-8 threads that can be used to fix additional accessories very easily. Therefore the conveyor can be adapted for various applications.

TorsioDur
page 3

The length of the horizontal and the rising section can be made to the required length for each application. A total length of 4 meters however should not be exceeded.

The rising angle can be variable adjusted between 40 and 60° from the ground.

The height of the corrugated edges and the slats as well as the distance between the slats can be made in various configurations. Thus the ideal setup for each application can be chosen.

In order to be able to move the conveyor to different places of use very easily, small casters are mounted to the horizontal section at the bottom. In the rising section a double support is used as shown on this page. The H-shaped support on wheels with brakes, as it is shown on page 13, is also possible in combination with this conveyor.

In the photo on this page you can also see the GAL-60-Z-W with two angles in its frame. It is described in detail on page 71 of this brochure.



Technical Specifications and Accessories

Useable belt width (between the corrugated edges) / Total belt width:

130/300 mm, 180/350 mm, 230/400 mm, 280/450 mm, 330/500 mm,
380/550 mm or 430/600 mm.

Horizontal distance between axes, A1: 500 to 3.500 mm. All intermediate lengths possible.

Rising distance between axes, A2: 500 to 3.500 mm. All intermediate lengths possible.

Total length A1 + A2: no more than 4.000 mm.

Drive with fixed belt speed:

$v = \text{ca. } 4,6 / 8,5 / 12,8 / 17,1 / 25,6 \text{ or } 36,6 \text{ m/min.}$

Other belt speeds are possible on request.

Connection for 220/240 - 380/415 V, 50 Hz. Protection type IP 54.

This drive can be supplied together with a motor protection switch incorporating an emergency off. It has a 2 meter supply cable and CEE plug and is of protection type IP 54.

Drive with variable adjustable belt speed:

$v = \text{approx. } 1,8\text{-}6,4 / 3,4\text{-}12,0 / 5,1\text{-}17,9 / 6,8\text{-}23,9 / 10,3\text{-}35,9 \text{ or } 14,6\text{-}51,3 \text{ m/min.}$

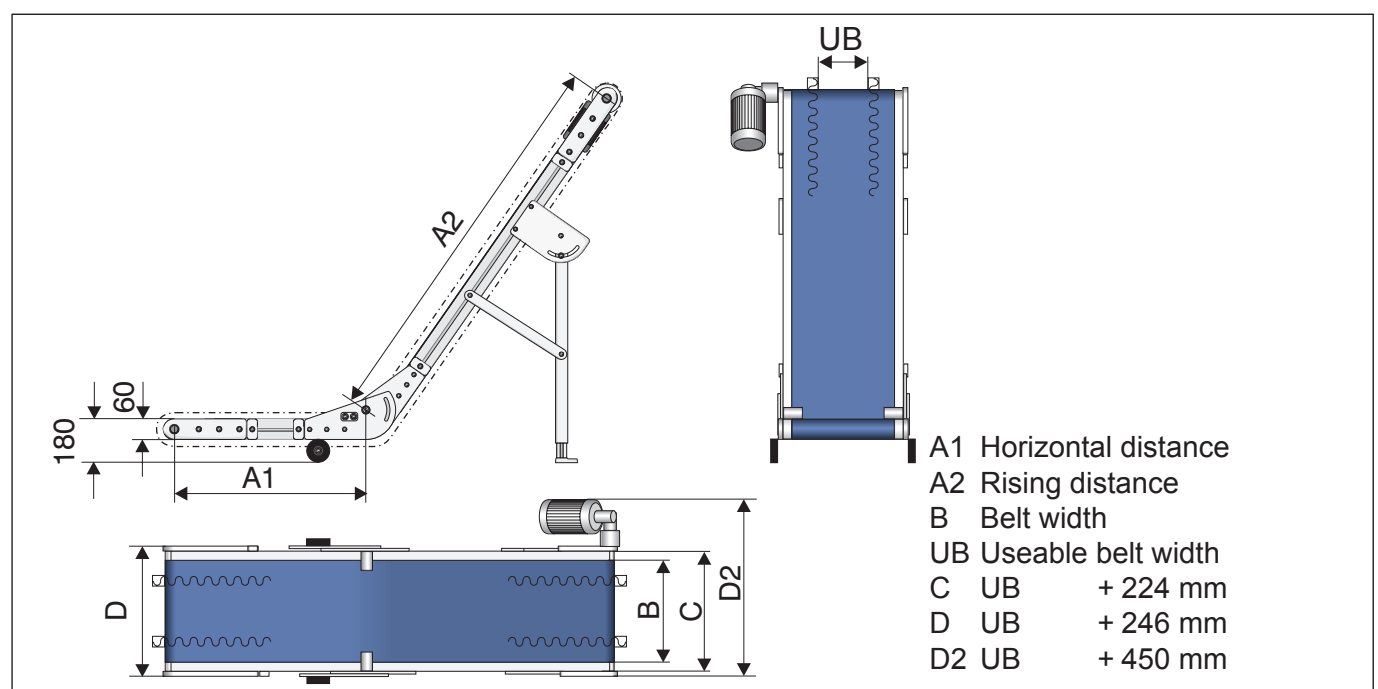
Other belt speeds are possible on request.

The drive is supplied together with a frequency regulator that is ready to be plugged to 230V 50 Hz and has a protection type of IP 65. The frequency controller incorporates a digital motor protection switch.

Gearmotor mounting positions: Pulling the belt at its side, on the left or right.

Total belt load: Standard is of 30 kg. Higher loads are possible on request.

Further technical details and accessories can be found on page 85 and onwards.



Angled belt conveyor in aluminium

GAL - 60 - S


first inclined and then horizontal



The GAL-60-S can be used in all applications, where after an inclined transport the goods should be handed over from a horizontal section.

Equipped with a very adhesive belt, that has tiny lengthwise grooves, it can transport a lot of goods on its inclined section without the need of cross slats on the belt.

Obviously, if need be, the use of a slatted belt is also possible together with fixed side rails.



The angle of inclination on the GAL-60-S is variable adjustable between 30 and 60°.

The GAL-60-S is made of aluminium profiles in our TorsioDur

TorsioDur®
page 3

quality, which makes them

almost torsion free. The frame is 60mm high and has grooves running along its length for sliding blocks with M-8 threads in them, where additional accessories can easily be fitted.

The inclined and the horizontal length can be produced in different sizes for specific applications. A total length of 4 meters however should not be exceeded.

Two-legged supports made of aluminium, as shown above, are the standard upright system for this conveyor. Of course it can alternatively come with an H-shaped support on wheels with brakes, as it is shown on page 13 of this catalog.

This S-shaped conveyor with a rising part followed by a horizontal section can theoretically be also made of any other of our Z-shaped conveyors. You will find them starting with page 69 of our catalog.

Technical Specifications and Accessories

Belt widths: 200, 250, 300, 350, 400, 450, 500, 550 and 600 mm.

Rising distance,	A2:	500 to 3.500 mm. All intermediate lengths possible.
Horizontal distance at the top,	A3:	500 to 3.500 mm. All intermediate lengths possible.
Total length	A2 + A3:	no more than 4.000 mm.

Drive with fixed belt speed:

$v = \text{approx. } 44,6 / 8,5 / 12,8 / 17,1 / 25,6 \text{ or } 36,6 \text{ m/min.}$

Other belt speeds are possible on request.

Connection for 220/240 - 380/415 V, 50 Hz. Protection type IP 54.

This drive can be supplied together with a motor protection switch incorporating an emergency off. It has a 2 meter supply cable and CEE plug and is of protection type IP 54.

Drive with variable adjustable belt speed:

$v = \text{approx. } 1,8-6,4 / 3,4-12,0 / 5,1-17,9 / 6,8-23,9 / 10,3-35,9 \text{ or } 14,6-51,3 \text{ m/min.}$

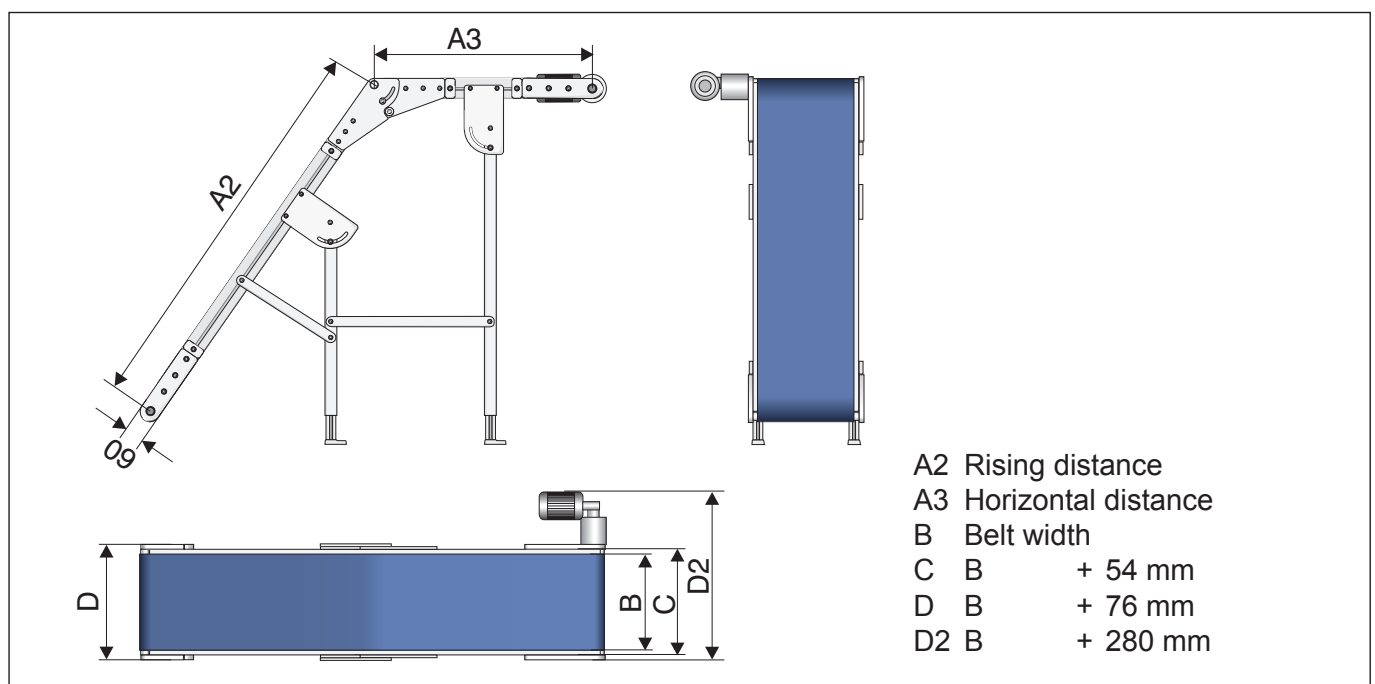
Other belt speeds are possible on request.

The drive is supplied together with a frequency regulator that is ready to be plugged to 230V 50 Hz and has a protection type of IP 65. The frequency controller incorporates a digital motor protection switch.

Gearmotor mounting positions: Pulling the belt at its side, on the left or right.

Total belt load: Standard is of 30 kg. Higher loads are possible on request.

Further technical details and accessories can be found on page 85 and onwards.



Aluminium flexible belt conveyor **AM - K** with plastic modular chain

The AM-K is a particularly robust flexible belt conveyor. Its aluminium frame is 95 mm high and provided with groove profiles which can be used for easily attaching any accessories. As a standard, the belt conveyor AM-K is equipped with a chain made of plastic modules with cross slats, lateral guide rails and a feeding hopper with a fall-back flap.

The standard height of the side guides is 50 mm, upon request, however, it can also be delivered in other heights.

The length of the horizontal and inclined parts can be adjusted to the individual application. However, a total length of 4 meters should not be exceeded.

From the ground, the angle of inclination of the AM-K can be adjusted in steps of 5° between 40° and 60°.

The cross slats may be 1, 2 or 3 inches high and their distance on the conveyor between one another can be freely selected in 1-inch

steps. The plastic modular chains of the AM-K have been approved by the FDA and are easy to clean. In addition, they are particularly hard-wearing and easy to service thanks to the possibility of replacing individual links.

Many more accessories of our modular system can also be found on pages 85 to 94 in this catalog.

As a standard, the horizontal part is provided with small rollers as support to enable an easy movement of the belt conveyor. A double support can be inserted in the inclined part, as shown in the figure above. A mobile H-shaped single column support can also be used as shown on page 13.



Technical Specifications and Accessories

Useable belt widths: 182, 258, 334, 410, 486 and 562 mm. Further widths are available upon request.

Distance between axes A1 horizontal: 500 to 3.500 mm. All intermediate lengths are possible.

Distance between axes A2 inclined: 500 to 3.500 mm. All intermediate lengths are possible.

Total length A1 + A2: no more than 4.000 mm.

Drive with fixed belt speed:

$V = \text{approx. } 5,6 / 10,4 / 15,6 / 20,8 / 31,2 \text{ or } 44,6 \text{ m/min.}$

Further belt speeds are available upon request.

Supply for 220/240 - 380/415 V, 50 Hz. Protection type IP 54.

This drive unit can be delivered ready to be connected including a protective motor switch with an emergency stop and a power line of 2 meters length with a CEE plug. Protection type IP 65.

Drive with variable adjustable belt speed:

$V = \text{approx. } 2,2\text{--}7,8 / 4,2\text{--}14,6 / 6,2\text{--}21,8 / 8,3\text{--}29,1 / 12,5\text{--}43,7 \text{ or } 17,8\text{--}62,4 \text{ m/min.}$

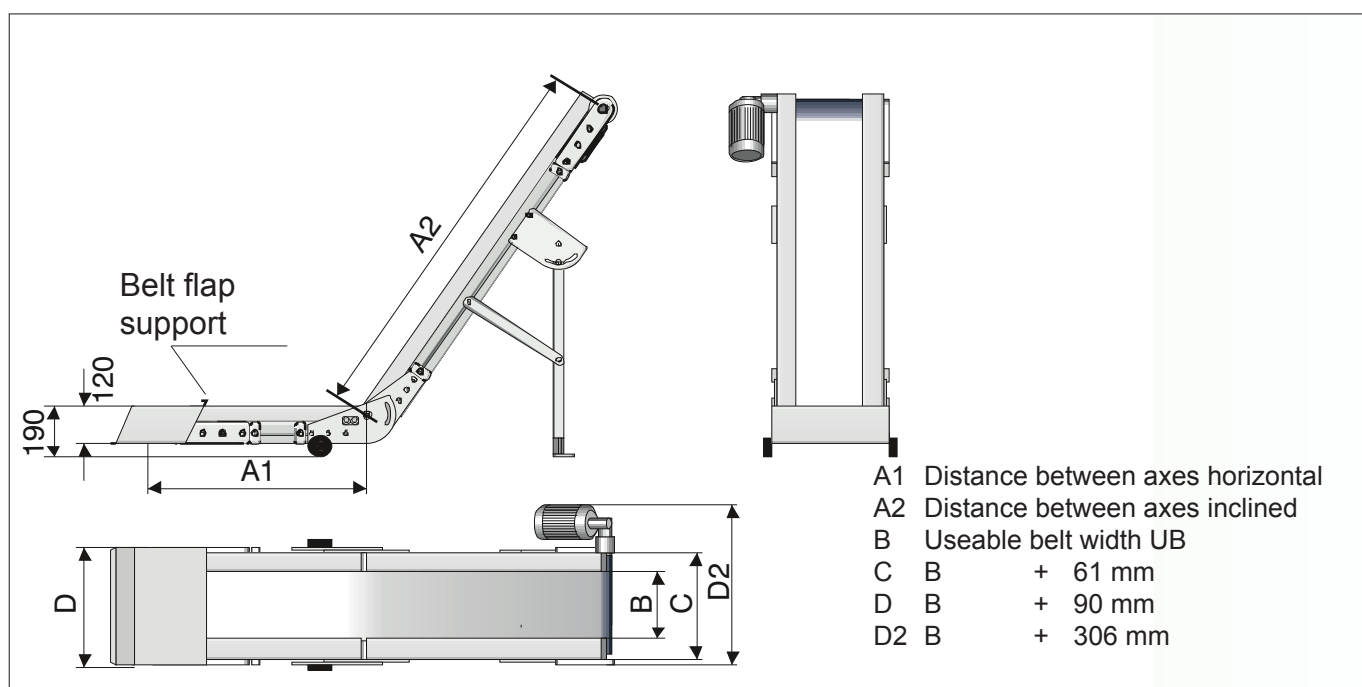
Further belt speeds are available upon request.

The belt is delivered with a connected digital frequency controller, ready to be plugged in for 230 V, 50 Hz. Protection type IP 65.

Gearmotor mounting position: The Gearmotor mounting can be placed pulling on the left or right side. It can be turned in single steps by 90°.

Total belt load: Standard load 30 kg. Higher loads are available upon request.

Further technical details and accessories can be found on page 85 and onwards.



Angled belt conveyor in coated steel

GK - 80 - K - W

with corrugated edge belt

The GK-80-K-W is a very robust angled conveyor. Its frame is made of coated steel profiles.

The driving and deflecting roller have a diameter of 80 mm, matching the height of the frame. Thus the GK-80-K-W can also transport higher loads.

The coated steel frame has 9 mm perforations every 30 mm, allowing various additional accessories to be fitted. An individual adaption to all sorts of applications is therefore very easy.

The angle of the frame is variable adjustable between 40 and 60° from the ground.

The length of both the bottom horizontal section and the rising section can be produced to the measurements required. However the total length of both sections together should not exceed 4 meters.



The height of the corrugated edges as well as the height of the slats and their spacing can be made to fit the specific needs of each application. More information about belts and their different properties can be found on page 87 and 88 in this brochure.

Small casters, increasing the mobility of the conveyor, are mounted in the horizontal bottom section. In the rising section an H-shaped support on wheels with brakes is used on the conveyor shown on this page. The use of a double support, as shown on page 43 is also possible. All support systems can be variable adjusted in height and are pivotable.

The GK-80-K-W shown here also exists in a version with three sections, then called GK-80-Z-W. It has an additional horizontal section at the top. Both, the GK-80-K-W and the GK-80-Z-W can be made in a version without corrugated edges but with fixed side rails and a feed hopper.

Technical Specifications and Accessories

Useable belt width (between the corrugated edges) / Total belt width:

130/300 mm or 230/400 mm or 330/500 mm or 430/600 mm.

Horizontal distance between axes **A1:** 500 to 3.500 mm. All intermediate lengths possible.
Rising distance between axes, **A2:** 500 to 3.500 mm. All intermediate lengths possible.
Total length **A1 + A2:** no more than 4.000 mm.

Drive with fixed belt speed:

$v = \text{approx. } 6,1 / 11,4 / 17,1 / 22,8 / 34,2 \text{ or } 48,8 \text{ m/min.}$

Other belt speeds are possible on request.

Connection for 220/240 - 380/415 V, 50 Hz. Protection type IP 54.

This drive can be supplied together with a motor protection switch incorporating an emergency off. It has a 2 meter supply cable and CEE plug and is of protection type IP 54.

Drive with variable adjustable belt speed:

$v = \text{approx. } 2,4\text{-}8,5 / 4,6\text{-}16,0 / 6,8\text{-}23,9 / 9,1\text{-}31,9 / 13,7\text{-}47,9 \text{ or } 19,5\text{-}68,4 \text{ m/min.}$

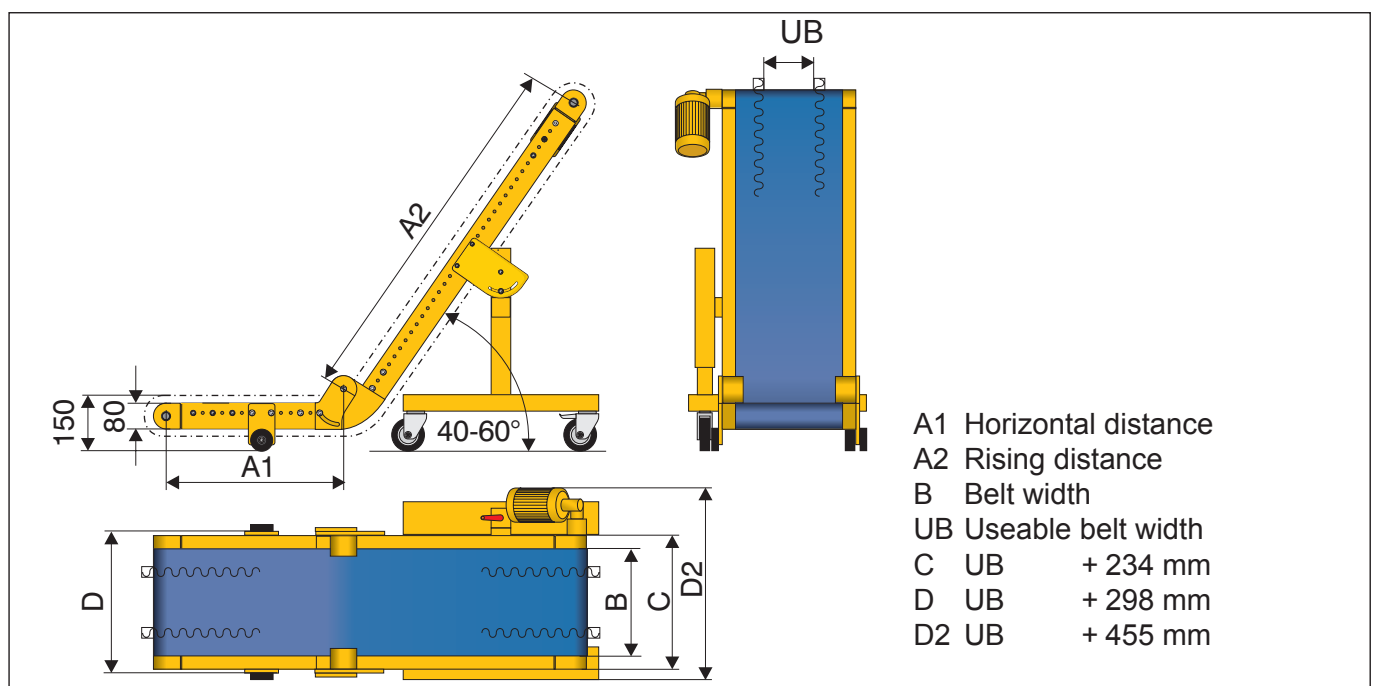
Other belt speeds are possible on request.

The drive is supplied together with a frequency regulator that is ready to be plugged to 230V 50 Hz and has a protection type of IP 65. The frequency controller incorporates a digital motor protection switch.

Gearmotor mounting positions: Pulling the belt at its side, on the left or right.

Total belt load: Standard is of 45 kg. Higher loads are possible on request.

Further technical details and accessories can be found on page 85 and onwards.



Angled belt conveyor in stainless steel

GES - 50 - K - W

with corrugated edge belt

The extremely high hygienic demands of pharmaceutical industry and food production are specially well met by the GES-50-K-W.

Its completely closed frame is made of a **CleanTec** page 4 50 mm high stainless steel profile. The deposit of dirt is furthermore efficiently restricted by the patented adjustment mechanics for both driving and deflecting roller, because all moving elements and open threads are situated inside of the parts.

The GES-50-K-W is equipped with a white belt that is FDA approved. The height of the corrugated edges and the slats as well as the distance of the slats to each other can be made to suit the application of the conveyor.



The angle of the rising section can be variable adjusted between 40 and 60° from the ground.

The length of both the horizontal and the rising section can be made to measurement for specific applications. However, a total length of 4 meters should not be exceeded.

In a standard configuration, the GES-50-K-W has small casters mounted in A1, that make it very easy to move the conveyor around.

In the rising part a double support made of stainless steel is used. But there is also the possibility to use an H-shaped support on wheels with brakes, as it is shown on page 75.

Technical Specifications and Accessories

Useable belt width (between the corrugated edges) / **Total belt width**:
130/300 mm or 230/400 mm or 330/500 mm or 430/600 mm.

Horizontal distance between axes, A1: 500 to 3.500 mm. All intermediate lengths possible.
Rising distance between axes, A2: 500 to 3.500 mm. All intermediate lengths possible.
Total length A1 + A2: no more than 4.000 mm.

Drive with fixed belt speed:

$v = \text{approx. } 4,0 / 7,3 / 11,0 / 14,7 / 22,0 \text{ or } 31,4 \text{ m/min.}$

Other belt speeds are possible on request.

Connection for 220/240 - 380/415 V, 50 Hz. Protection type IP 65.

This drive can be supplied together with a motor protection switch incorporating an emergency off. It has a 2 meter supply cable and CEE plug and is of protection type IP 65.

Drive with variable adjustable belt speed:

$v = \text{approx. } 1,6\text{-}5,6 / 2,9\text{-}10,3 / 4,4\text{-}15,4 / 5,9\text{-}20,5 / 8,8\text{-}30,8 \text{ or } 12,6\text{-}44,0 \text{ m/min.}$

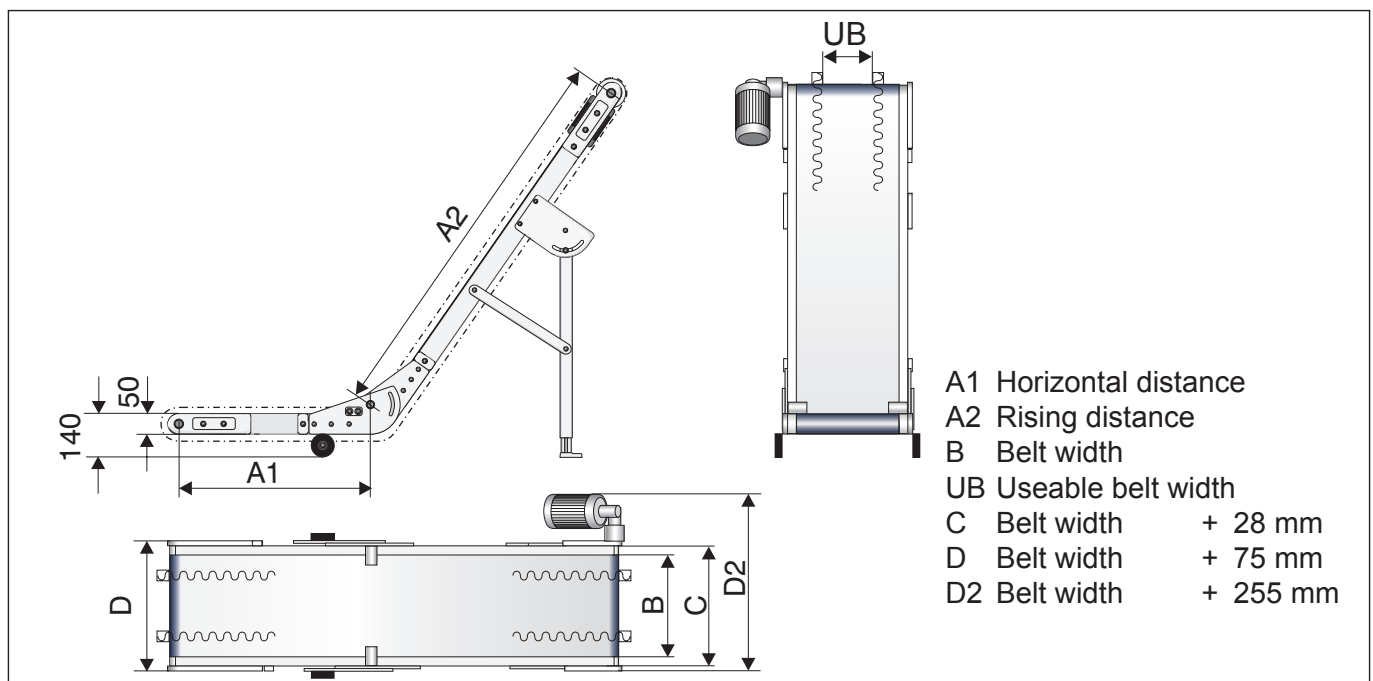
Other belt speeds are possible on request.

The drive is supplied together with a frequency regulator that is ready to be plugged to 230V 50 Hz and has a protection type of IP 54. The frequency controller incorporates a digital motor protection switch.

Gearmotor mounting positions: Pulling the belt at its side, on the left or right.

Total belt load: Standard is of 30 kg. Higher loads are possible on request.

Further technical details and accessories can be found on page 85 and onwards.



Angled belt conveyor in stainless steel

GES - 80 - K - W

with corrugated edge belt

The angled conveyor GES-80-K-W has a white belt, that is FDA approved. It is specially made for the use in food production or in the pharmaceutical or chemical industry. The profiles of the frame are made of stainless steel.

On the driving and deflecting roller, the ad-
CleanTec
page 4
justment mechanics incorporate the CleanTec-System. With it, all moving parts and open threads are sealed inside the conveyor. By this the accumulation of contamination is effectively reduced.

The driving and deflecting roller, just like the frame, are 80 mm deep. Thus the GES-80-K-W is able to transport higher loads.

The stainless steel frame is perforated with 9 mm holes every 30 mm. In these holes any additional accessories can be fixed. By the help of these accessories the conveyor is easily adapted to any foreseen use. A wide range of them can be found from page 69 onwards in this brochure.

The angle of the frame of the GES-80-K-W can be variable adjusted between 40 and 60° from the ground. The length of both the horizontal and rising section can be made to measurement for any specific application. However, a total length of 4 meters should not be exceeded. The height of the corrugated edges and the slats as well as their spacing can also be custom made. More information about belts can be found on pages 87 and 88 of this brochure.

In the horizontal section the GES-80-K-W has small casters, enabling it to be moved around with ease. In a standard configuration the rising section has a double support, that can be variable adjusted in height and is also pivotable. Another possibility is to use an H-shaped support on wheels with brakes, as shown on page 75.



Technical Specifications and Accessories

Useable belt widths (between the corrugated edges) / **Total belt width:**
130/300 mm or 230/400 mm or 330/500 mm or 430/600 mm.

Horizontal distance between axes, A1: 600 to 3.500 mm. All intermediate lengths possible.
Rising distance between axes, A2: 600 to 3.500 mm. All intermediate lengths possible.
Total length A1 + A2: no more than 4.000 mm.

Drive with fixed belt speed:

$v = \text{approx. } 6,1 / 11,4 / 17,1 / 22,8 / 34,2 \text{ or } 48,8 \text{ m/min.}$

Other belt speeds are possible on request.

Connection for 220/240 - 380/415 V, 50 Hz. Protection type IP 65.

This drive can be supplied together with a motor protection switch incorporating an emergency off. It has a 2 meter supply cable and CEE plug and is of protection type IP 65.

Drive with variable adjustable belt speed:

$v = \text{approx. } 2,4-8,5 / 4,6-16,0 / 6,8-23,9 / 9,1-31,9 / 13,7-47,9 \text{ or } 19,5-68,4 \text{ m/min.}$

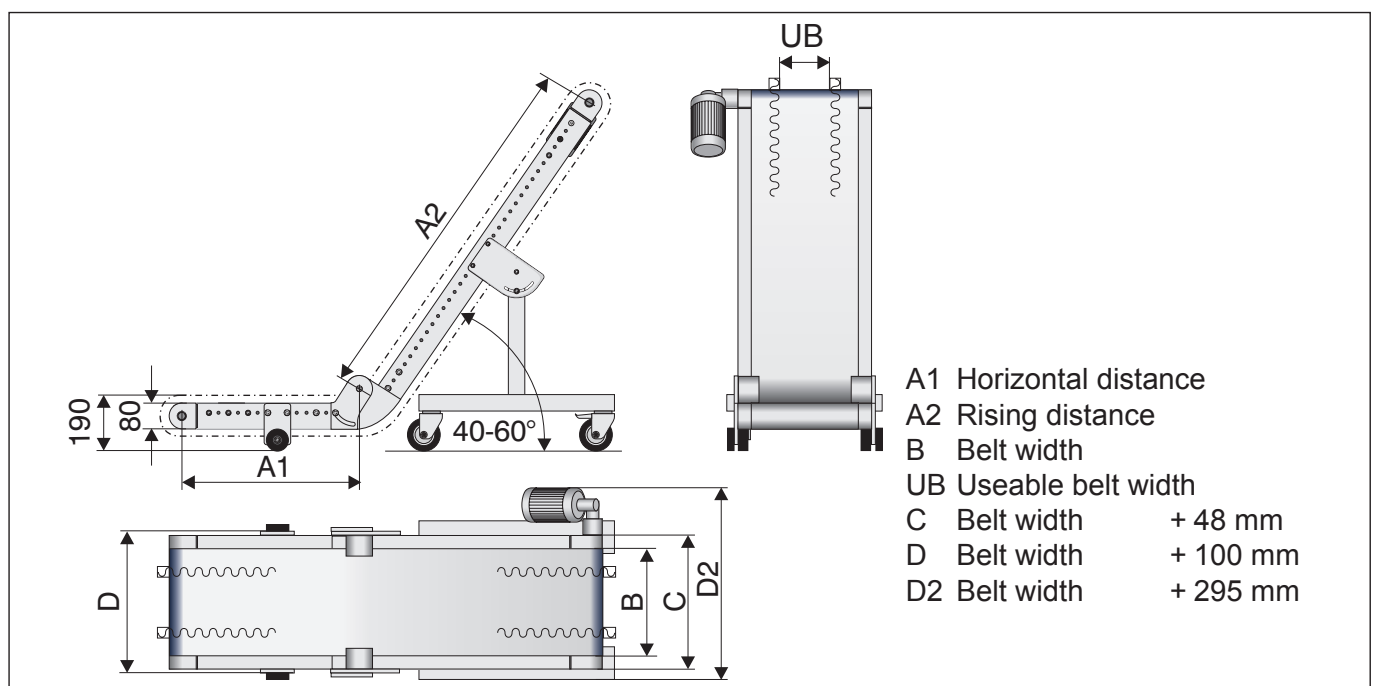
Other belt speeds are possible on request.

The drive is supplied together with a frequency regulator that is ready to be plugged to 230V 50 Hz and has a protection type of IP 65. The frequency controller incorporates a digital motor protection switch.

Gearmotor mounting positions: Pulling the belt at its side, on the left or right.

Total belt load: Standard is of 45 kg. Higher loads are possible on request.

Further technical details and accessories can be found on page 85 and onwards.



Stainless steel flexible belt conveyor EM-K-W with plastic modular chain

The EM-K-W is a particularly robust flexible belt conveyor. Its stainless steel frame with a height of 95 mm is manufactured with a closed stainless steel profile.

As a standard, the belt conveyor EM-K-W is equipped with a chain made of plastic modules with cross slats and running side plates. A hopper with a fall-back flap is mounted on the feed end.

The side plates can have a height of 1, 2 or 3 inches.

The length of the horizontal and inclined parts can be adjusted to the individual application. However, a total length of 4 meters should not be exceeded.


From the ground, the angle of inclination of the EM-K-W can be adjusted in steps of 5° between 20° and 70°.

The cross slats may be 1, 2 or 3 inches high and their distance on the conveyor between one

another can be freely selected in 1-inch steps. The plastic modular chains of the EM-K-W have been approved by the FDA and are easy to clean. In addition, they are particularly hard-wearing and easy to service thanks to the possibility of replacing individual links.

Many more accessories of our modular system can also be found on pages 85 to 94 in this catalog.

As a standard, the horizontal part is provided with small rollers as support to enable an easy movement of the belt conveyor. A double support can be inserted in the inclined part, as shown in the figure above. A mobile H-shaped single column support can also be used as shown on page 75.



Technical Specifications and Accessories

Useable belt widths (between the side plates) / Total belt widths:

136/228 mm, 212/304 mm, 288/380 mm, 364/456 mm, 440/532 mm, or 516/608 mm.

Distance between axes A1 horizontal: 500 to 3,500 mm. Any desired lengths are available.

Distance between axes A2 inclined: 500 to 3,500 mm. Any desired lengths are available.

Total length A1 + A2: at most 4,000 mm.

Drive with fixed belt speed:

v = approx. 5.6 / 10.4 / 15.6 / 20.8 / 31.2 or 44.6 m/min. Further belt speeds are available upon request. Supply for 220/240 - 380/415 V, 50 Hz. Protection type IP 54.

This drive unit can be delivered ready to be connected including a protective motor switch with an emergency stop and a power line of 2 meters length with a CEE plug. Protection type IP 54.

Drive with variable adjustable belt speed:

v = approx. 2.2-7.8 / 4.2-14.6 / 6.2-21.8 / 8.3-29.1 / 12.5-43.7 or 17.8-62.4 m/min.

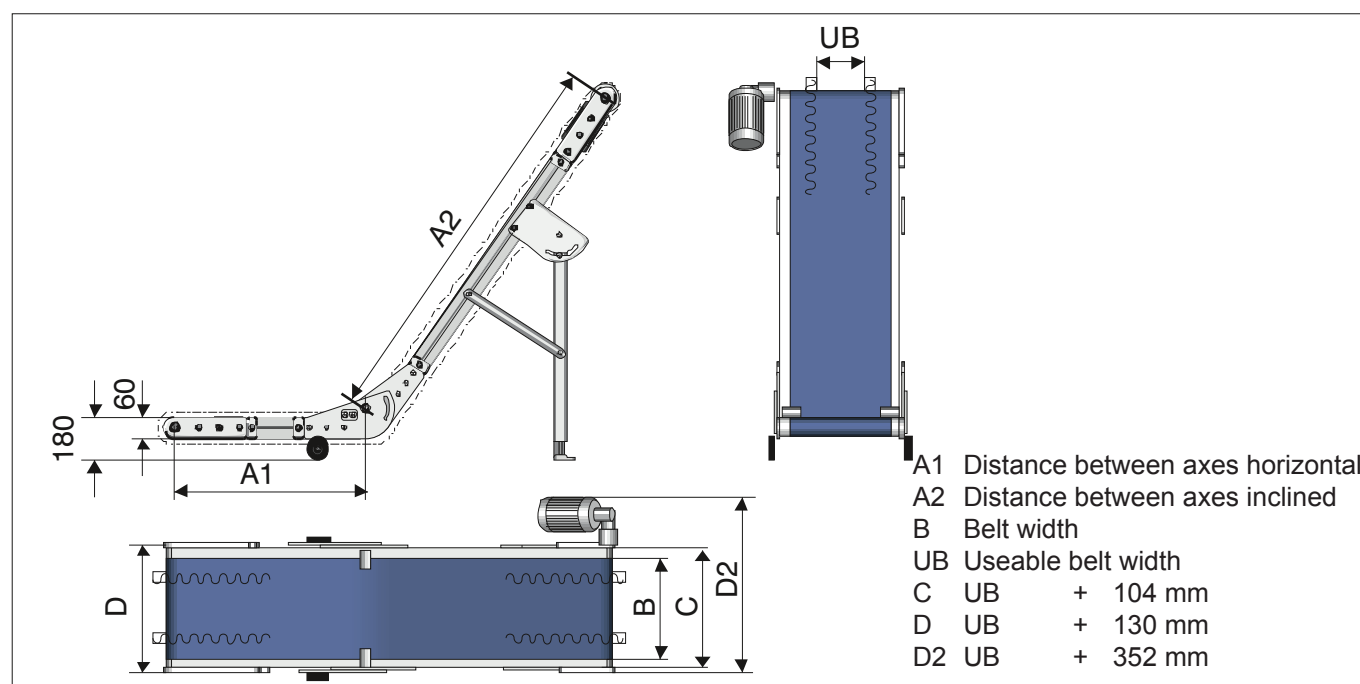
Other speeds are available upon request.

The belt is delivered with a connected digital frequency controller, ready to be plugged in for 230 V, 50 Hz. Protection type IP 65.

Gearmotor mounting position: The Gearmotor mounting can be placed pulling on the left or right side. It can be turned in single steps by 90°.

Total belt load: Standard load 30 kg. Higher loads are available upon request.

Further technical details and accessories can be found on page 85 and onwards.



Z-shaped belt conveyor in aluminium

GAL - 60 - Z

with slatted belt

The GAL-60-Z, unlike the GAL-60-K on page 53, has a third section at the upper end of the frame. The upper section allows horizontal delivery of goods even though they have previously been lifted.

Equipped with a slatted belt and fixed side rails, it is particularly well suited for bigger parts. For smaller and more delicate parts it is better to use a belt with corrugated edges, as shown on page 59.

The GAL-60-Z has a TorsioDur frame, that is very resistant to torsion. It is 60 mm high. Along its side it has grooves for sliding blocks with M-8 threads, in which additional accessories can easily be fitted.

TorsioDur
page 3

The length of both horizontal and rising section can be made to fit the required application. In total however, a length of 4 meters should not be exceeded.

The angle of inclination for the rising part can be variable adjusted between 40 and 60° from the ground.



For easy feeding of the goods onto the conveyor, in standard configuration it is equipped with a small receiving hopper. The hopper has a fall back flap made from belt material, to ensure safe run of the slats through the hopper.

In the lower horizontal section, small casters are mounted to make it easy to move the conveyor around.

In the rising section, as shown in this picture, a double support can be used. But it is also possible to use an H-shaped support on wheels with brakes, as it is shown on page 13.

Technical Specifications and Accessories

Useable belt widths: 100, 150, 200, 250, 300, 350, 400, 450 and 500 mm.

Horizontal distance at the bottom, A1: 500 to 3.000 mm. All intermediate lengths possible.
Rising distance between axes, A2: 500 to 3.000 mm. All intermediate lengths possible.
Horizontal distance at the top, A3: 500 to 3.000 mm. All intermediate lengths possible.
Total length A1+A2+A3: no more than 4.000 mm.

Drive with fixed belt speed:

$v = \text{approx. } 4,6 / 8,5 / 12,8 / 17,1 / 25,6 \text{ or } 36,6 \text{ m/min.}$

Other belt speeds are possible on request.

Connection for 220/240 - 380/415 V, 50 Hz. Protection type IP 54.

This drive can be supplied together with a motor protection switch incorporating an emergency off. It has a 2 meter supply cable and CEE plug and is of protection type IP 54.

Drive with variable adjustable belt speed:

$v = \text{approx. } 1,8-6,4 / 3,4-12,0 / 5,1-17,9 / 6,8-23,9 / 10,3-35,9 \text{ or } 14,6-51,3 \text{ m/min.}$

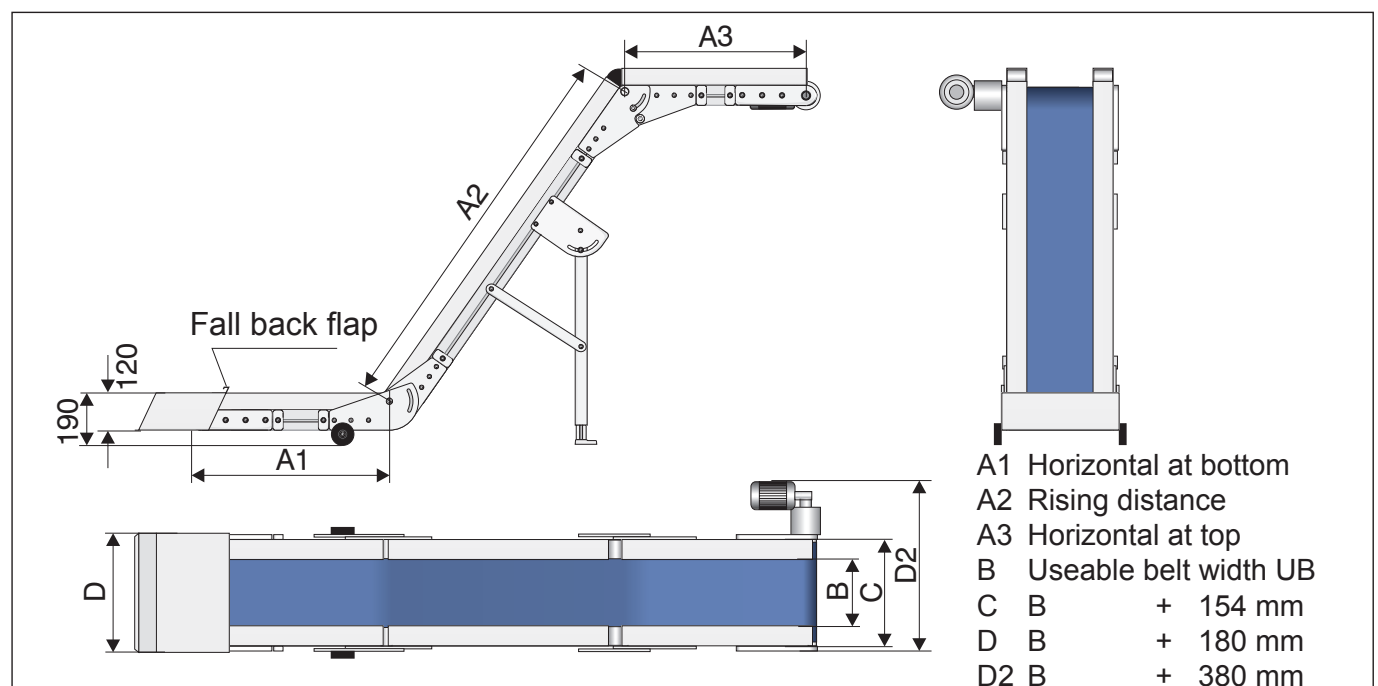
Other belt speeds are possible on request.

The drive is supplied together with a frequency regulator that is ready to be plugged to 230V 50 Hz and has a protection type of IP 65. The frequency controller incorporates a digital motor protection switch.

Gearmotor mounting positions: Pulling the belt at its side, on the left or right.

Total belt load: Standard is of 30 kg. Higher loads are possible on request.

Further technical details and accessories can be found on page 85 and onwards.



Z-shaped belt conveyor in aluminium

GAL - 60 - Z - W

with corrugated edge belt



The GAL-60-Z-W, contrary to the GAL-60-K-W on page 55, has a third section at the upper end of the frame. The transported goods can be fed to a next machine, as though they came from a horizontal conveyor, although they have previously been lifted.

The corrugated edge belt can easily handle even the smallest and most delicate parts, without risking any damage.

The TorsioDur frame of the GAL-60-Z-W is very resistant to torsion and has a height of 60 mm. Along its side it has grooves for sliding blocks with M-8 threads. Additional accessories can easily be fixed here.

TorsioDur®
page 3

The length of both horizontal and the rising sections can be custom made to fit the required application. In total however, a length of 4 meters should not be exceeded.

The angle of inclination of the rising part can be variable adjusted between 40 and 60° from the ground.

The height of the corrugated edge and the slats, as well as their spacing, can be made to measurement, in order to suit individual requirements.

In a standard configuration, small casters are mounted in the lower horizontal section, to make it easy to move the conveyor around. In the rising section, as shown in the picture on this page, a double support can be used. But an H-shaped support, as shown on page 13 is also possible. All these support systems are variable adjustable in height and pivotable.

Technical Specifications and Accessories

Useable belt width (between the corrugated edges) / Total belt width:

130/300 mm, 180/350 mm, 230/400 mm, 280/450 mm, 330/500 mm,
380/550 mm or 430/600 mm.

Horizontal distance at the bottom, A1: 500 to 3.000 mm. All intermediate lengths possible.
Rising distance between axes, A2: 500 to 3.000 mm. All intermediate lengths possible.
Horizontal distance at the top, A3: 500 to 3.000 mm. All intermediate lengths possible.
Total length A1+A2+A3: no more than 4.000 mm.

Drive with fixed belt speed:

$v = \text{approx. } 4,6 / 8,5 / 12,8 / 17,1 / 25,6 \text{ or } 36,6 \text{ m/min.}$

Other belt speeds are possible on request.

Connection for 220/240 - 380/415 V, 50 Hz. Protection type IP 54.

This drive can be supplied together with a motor protection switch incorporating an emergency off. It has a 2 meter supply cable and CEE plug and is of protection type IP 54.

Drive with variable adjustable belt speed:

$v = \text{approx. } 1,8\text{-}6,4 / 3,4\text{-}12,0 / 5,1\text{-}17,9 / 6,8\text{-}23,9 / 10,3\text{-}35,9 \text{ or } 14,6\text{-}51,3 \text{ m/min.}$

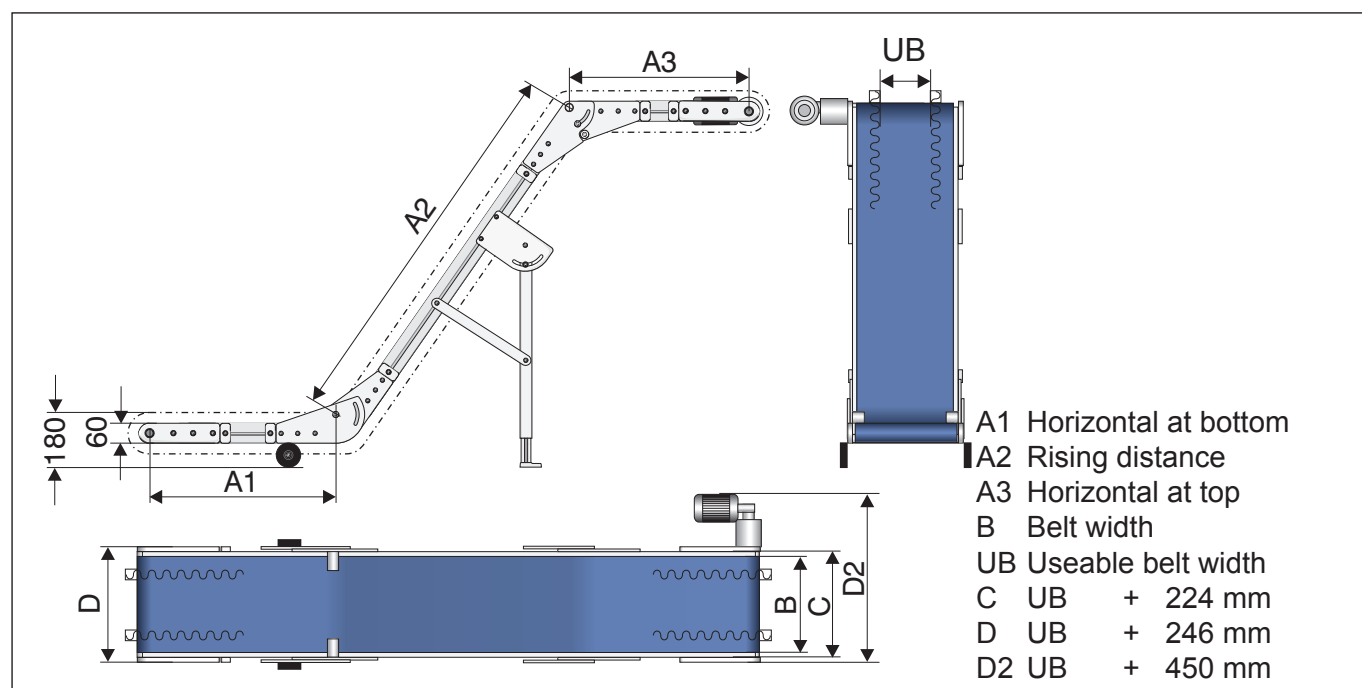
Other belt speeds are possible on request.

The drive is supplied together with a frequency regulator that is ready to be plugged to 230V 50 Hz and has a protection type of IP 65. The frequency controller incorporates a digital motor protection switch.


Gearmotor mounting positions: Pulling the belt at its side, on the left or right.

Total belt load: Standard is of 30 kg. Higher loads are possible on request.

Further technical details and accessories can be found on page 85 and onwards.



Aluminium z-shaped belt conveyor **AM - Z - W** with plastic modular chain



The AM-Z-W is a particularly robust z-shaped belt conveyor. Its aluminium frame is 95 mm high and provided with groove profiles which can be used for easily attaching any accessories.

As a standard, the belt conveyor AM-Z-W is equipped with a chain made of plastic modules with cross slats and co-running side plates. A hopper with a fall-back flap is mounted on the feed end.

The length of the top and bottom horizontal and inclined parts can be adjusted to the individual application.

However, a total length of 4 meters should not be exceeded. From the ground, the angle of inclination of the AM-Z-W can be adjusted in steps of 5° between 40° and 60°

The cross slats may be 1, 2 or 3 inches high and their distance on the conveyor between one another can be freely selected in 1-inch steps. The plastic modular chains of the AM-Z-W have been approved by the FDA and are easy to clean. In addition, they are particularly hard-wearing and easy to service thanks to the possibility of replacing individual links.

Many more accessories of our modular system can also be found on pages 85 to 94 in this catalog.

As a standard, the horizontal part is provided with small rollers as support to enable an easy movement of the belt conveyor. A double support can be inserted in the inclined part, as shown in the figure above. A mobile H-shaped single column support can also be used as shown on page 13. All support systems are variable adjustable in height.

Technical Specifications and Accessories

Useable belt widths (between the side plates) / Total belt widths:

136/228 mm, 212/304 mm, 288/380 mm, 364/456 mm, 440/532 mm, or 516/608 mm.

Distance between axes A1 horizontal bottom: 500 to 3.000 mm.
All intermediate lengths possible.

Distance between axes A2 inclined: 500 to 3.000 mm.
All intermediate lengths possible.

Distance between axes A3 horizontal top: 500 to 3.000 mm.
All intermediate lengths possible.

Total length A1 + A2 + A3: no more than 4.000 mm.

Drive with fixed belt speed:

$V = \text{approx. } 5,6 / 10,4 / 15,6 / 20,8 / 31,2 \text{ or } 44,6 \text{ m/min.}$

Further belt speeds are available upon request. Supply for 220/240 - 380/415 V, 50 Hz.

Protection type IP 54. This drive unit can be delivered ready to be connected including a protective motor switch with an emergency stop and a power line of 2 meters length with a CEE plug. Protection type IP 65.

Drive with variable adjustable belt speed:

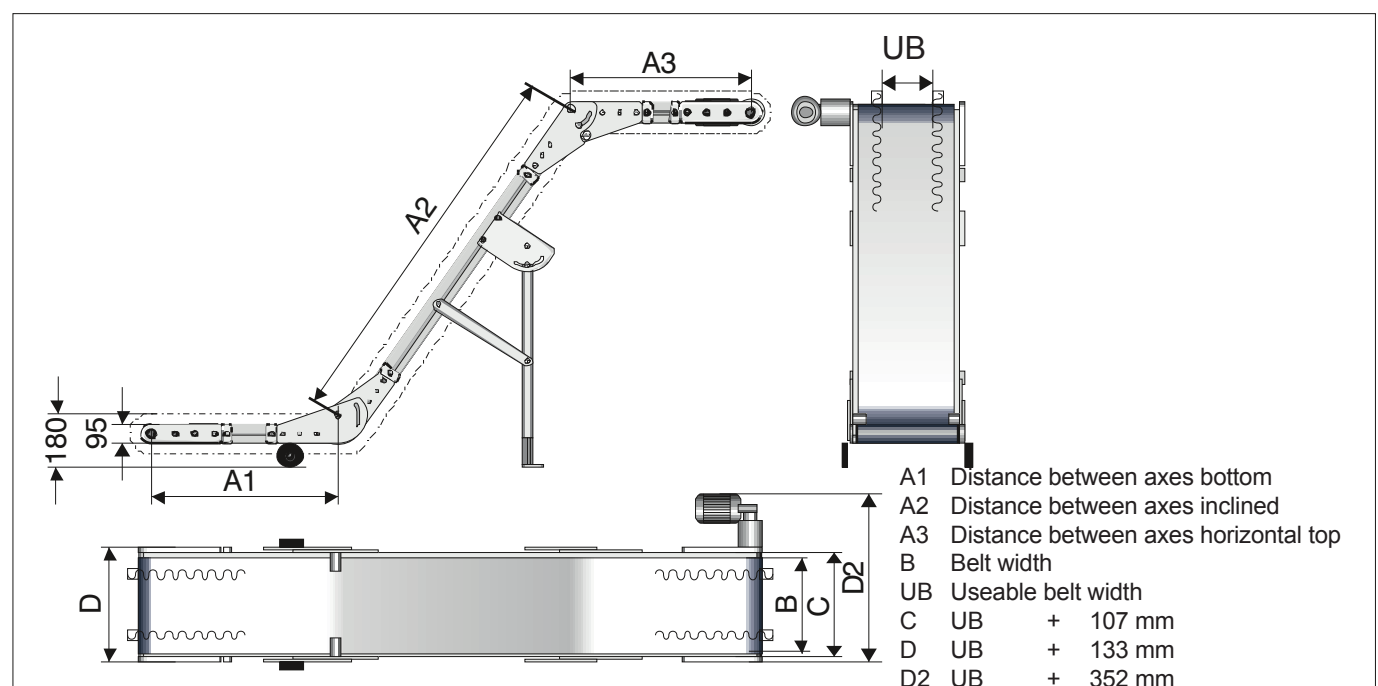
$V = \text{approx. } 2,2-7,8 / 4,2-14,6 / 6,2-21,8 / 8,3-29,1 / 12,5-43,7 \text{ or } 17,8-62,4 \text{ m/min.}$

Further belt speeds are available upon request. The belt is delivered with a connected digital frequency controller, ready to be plugged in for 230 V, 50 Hz. Protection type IP 65.

Gearmotor mounting position: The Gearmotor mounting can be placed pulling on the left or right side. It can be turned in single steps by 90°.

Total belt load: Standard load 30 kg. Higher loads are available upon request.

Further technical details and accessories can be found on page 85 and onwards.



Z-shaped conveyor in stainless steel

GES - 50 - Z - W

with slatted belt



The GES-50-Z-W has a completely closed frame made of a 50 mm high stainless steel profile, which meets the highest hygienic standards.

On the driving and deflecting roller, the adjustment mechanics

CleanTec
page 4

incorporate the CleanTec-System. With it, all moving parts and open threads are sealed inside the conveyor. By this the accumulation of contamination is effectively reduced. Like the GES-50 on page 63, the GES-50-Z-W can also have the patented fast cleaning system with a flip-up roller.

With its 50 mm high frame, the GES-50-Z-W is just the right conveyor for the transport of small loads in pharmaceutical, chemical and food industry.

Compared to the GES-50-K-W, the GES-50-Z-W has another horizontal part on the top end of the conveyor. This is why the conveyor can hand over the transported goods - after covering a difference in altitude - like a flat conveyor.

The GES-50-Z-W is equipped with a white belt that is FDA approved. The height of the corrugated edges and the slats as well as the distance of the slats to each other can be made to suit the application of the conveyor.

The angle of the rising section can be variable adjusted between 40 and 60° from the ground. The length of the one rising and both horizontal sections can be made to measurement for specific applications. However, a total length of 4 meters should not be exceeded.

In a standard configuration, the GES-50-Z-W has small casters mounted in A1, that make it very easy to move the conveyor around. In the rising part an H-shaped support on wheels with brakes, or alternatively double supports made of stainless steel, as shown on the GES-80-Z-W on page 77, can be used.

Technical Specifications and Accessories

Useable belt width(between the corrugated edges) / **Total belt width**:
130/300 mm or 230/400 mm or 330/500 mm or 430/600mm.

Horizontal distance between axes, A1: 500 to 3.000 mm. All intermediate lengths possible.
Rising distance between axes, A2: 500 to 3.000 mm. All intermediate lengths possible.
Horizontal distance between axes, A3: 500 to 3.000 mm. All intermediate lengths possible.
Total length A1 + A2 + A3: no more than 4.000 mm.

Drive with fixed belt speed:

$v = \text{approx. } 4,0 / 7,3 / 11,0 / 14,7 / 22,0 \text{ or } 31,4 \text{ m/min.}$

Other belt speeds are possible on request.

Connection for 220/240 - 380/415 V, 50 Hz. Protection type IP 65.

This drive can be supplied together with a motor protection switch incorporating an emergency off. It has a 2 meter supply cable and CEE plug and is of protection type IP 65.

Drive with variable adjustable belt speed:

$v = \text{approx. } 1,6\text{-}5,6 / 2,9\text{-}10,3 / 4,4\text{-}15,4 / 5,9\text{-}20,5 / 8,8\text{-}30,8 \text{ or } 12,6\text{-}44,0 \text{ m/min.}$

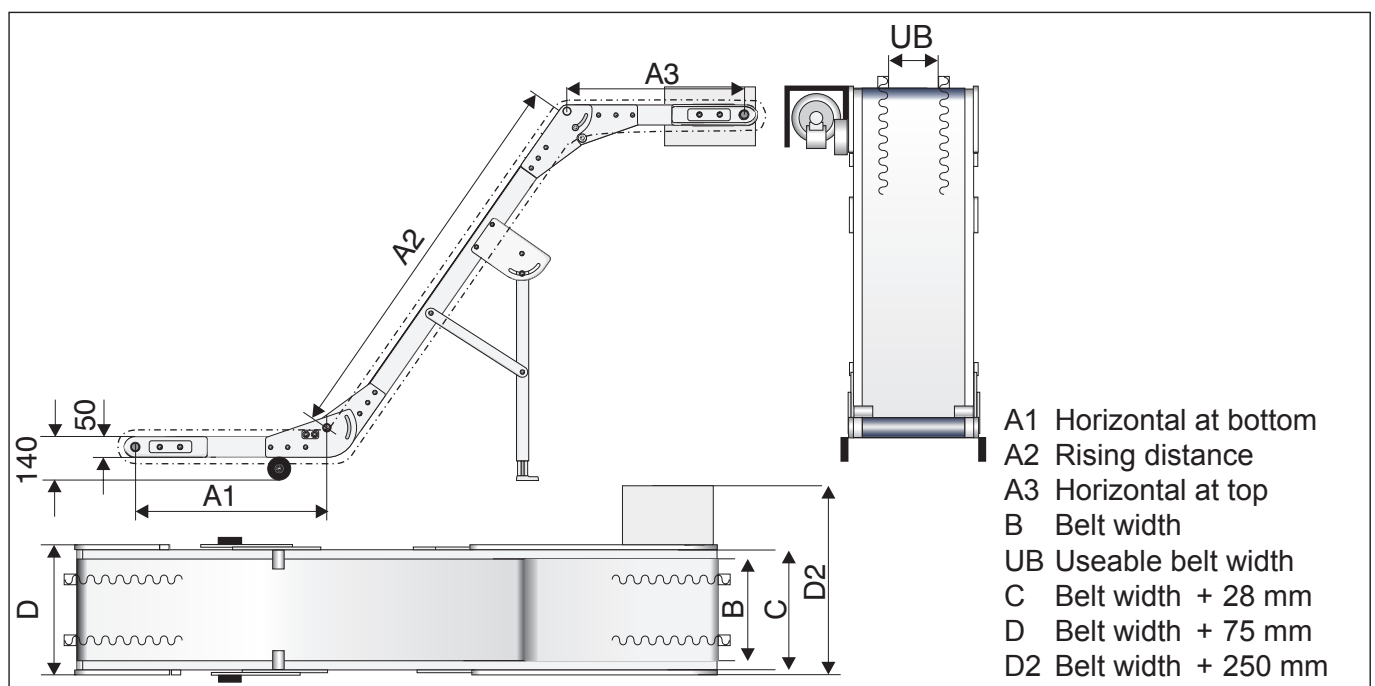
Other belt speeds are possible on request.

The drive is supplied together with a frequency regulator that is ready to be plugged to 230V 50 Hz and has a protection type of IP 65. The frequency controller incorporates a digital motor protection switch.

Gearmotor mounting positions: Pulling the belt at its side, on the left or right.

Total belt load: Standard is of 30 kg. Higher loads are possible on request.

Further technical details and accessories can be found on page 85 and onwards.



Z-shaped conveyor in stainless steel

GES - 80 - Z - W

with slatted belt

Compared to the GES-80-K-W on page 65, the GES-80-Z-W has another horizontal part on the top end of the conveyor.

This is why the conveyor can hand over the transported goods like a flat conveyor after covering a difference in altitude.

Like the GES-80 on page 33, the GES-80-Z-W can also be equipped with the patented flip-up roller at the non-driven end of the conveyor which allows a fast and thorough cleaning of belt and frame.



On the driving and deflecting roller, the adjustment mechanics incorporate the CleanTec-System. With it, all moving parts and open threads are sealed inside the conveyor. By this the accumulation of contamination is effectively reduced.

CleanTec
page 4

The 80 mm high frame has holes of 9 mm diameter at 30 mm intervals, where additional accessories can be mounted to suit the application of the conveyor. The profiles of the frame are made of stainless steel.

The angle of the rising section can be variable adjusted between 40 and 60° from the ground. The length of both horizontal and rising section can be made to measurement for specific applications. However, a total length of 4 meters should not be exceeded.

The GES-80-Z-W is equipped with a white belt that is FDA approved. It is designed for the use in pharmaceutical or chemical applications or in food processing lines. The height of the corrugated edges and the cross slats as well as the distance between the cross slats can be made to suit the intended use of the conveyor. More information on belts can be found on page 87 and 88 in this catalog.

In the horizontal section the GES-80-Z-W has small casters, enabling it to be moved around with ease. In a standard configuration the rising section has a double support, that can be variable adjusted in height and is also pivotable. Another possibility is to use an H-shaped support on wheels with brakes, as shown on page 75.

Technical Specifications and Accessories

Useable belt width (between the corrugated edges) / **Total belt width**:
130/300 mm or 230/400 mm or 330/500 mm or 430/600 mm.

Horizontal distance between axes, A1: 600 to 3.000 mm. All intermediate lengths possible.
Rising distance between axes, A2: 600 to 3.000 mm. All intermediate lengths possible.
Horizontal distance between axes, A3: 600 to 3.000 mm. All intermediate lengths possible.
Total length A1 + A2 + A3: no more than 4.000 mm.

Drive with fixed belt speed:

$v = \text{approx. } 6,1 / 11,4 / 17,1 / 22,8 / 34,2 \text{ or } 48,8 \text{ m/min.}$

Other belt speeds are possible on request.

Connection for 220/240 - 380/415 V, 50 Hz. Protection type IP 65.

This drive can be supplied together with a motor protection switch incorporating an emergency off. It has a 2 meter supply cable and CEE plug and is of protection type IP 65.

Drive with variable adjustable belt speed:

$v = \text{approx. } 2,4\text{--}8,5 / 4,6\text{--}16,0 / 6,8\text{--}23,9 / 9,1\text{--}31,9 / 13,7\text{--}47,9 \text{ or } 19,5\text{--}68,4 \text{ m/min.}$

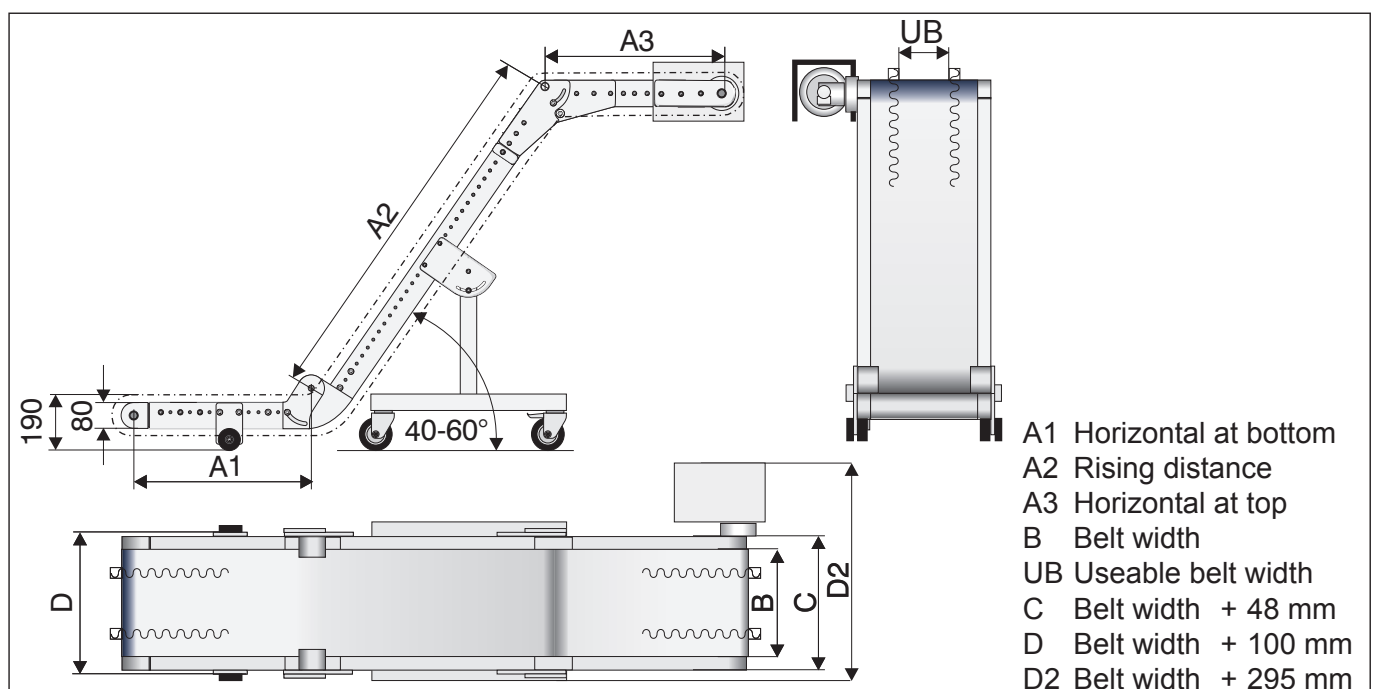
Other belt speeds are possible on request.

The drive is supplied together with a frequency regulator that is ready to be plugged to 230V 50 Hz and has a protection type of IP 65. The frequency controller incorporates a digital motor protection switch.


Gearmotor mounting positions: Pulling the belt at its side, on the left or right.

Total belt load: Standard is of 45 kg. Higher loads are possible on request.

Further technical details and accessories can be found on page 85 and onwards.



Stainless steel z-shaped conveyor **EM - Z** with plastic modular chain



The EM-Z is a particularly robust z-shaped belt conveyor.

Its stainless steel frame with a height of 95 mm is manufactured with closed stainless steel profiles.

As a standard, the belt conveyor EM-Z is equipped with a chain made of plastic modules with cross slats, lateral guide rails and a feeding hopper with a fall-back flap.

The length of the top and bottom horizontal and inclined parts can be adjusted to the individual application. However, a total length of 4 meters should not be exceeded.

From the ground, the angle of inclination of the EM-Z can be adjusted in steps of 5° between 20° and 70°.

The cross slats may be 1, 2 or 3 inches high and their distance on the conveyor between one another can be freely selected in 1-inch steps. The plastic modular chains of the EM-Z have been approved by the FDA and are easy to clean. In addition, they are particularly hard-wearing and easy to service thanks to the possibility of replacing individual links.

Many more accessories of our modular system can also be found on pages 85 to 94 in this catalog. As a standard, the horizontal part is provided with small rollers as support to enable an easy movement of the belt conveyor. A double support can be inserted in the inclined part, as shown in the figure above. A mobile H-shaped single column support can also be used as shown on page 75. All support systems are variable adjustable in height.

Technical Specifications and Accessories

Useable belt widths: 182 mm, 258 mm, 334 mm, 410 mm, 486 mm or 562 mm.

Distance between axes A1 horizontal bottom: 500 to 3.000 mm.
All intermediate lengths possible.

Distance between axes A2 inclined: 500 to 3.000 mm.
All intermediate lengths possible.

Distance between axes A3 horizontal top: 500 to 3.000 mm.
All intermediate lengths possible.

Total length A1 + A2 + A3: no more than 4.000 mm.

Drive with fixed belt speed:

V = approx. 5,6 / 10,4 / 15,6 / 20,8 / 31,2 or 44,6 m/min. Further belt speeds are available upon request. Supply for 220/240 - 380/415 V, 50 Hz. Protection type IP 54. This drive unit can be delivered ready to be connected including a protective motor switch with an emergency stop and a power line of 2 meters length with a CEE plug. Protection type IP 65.

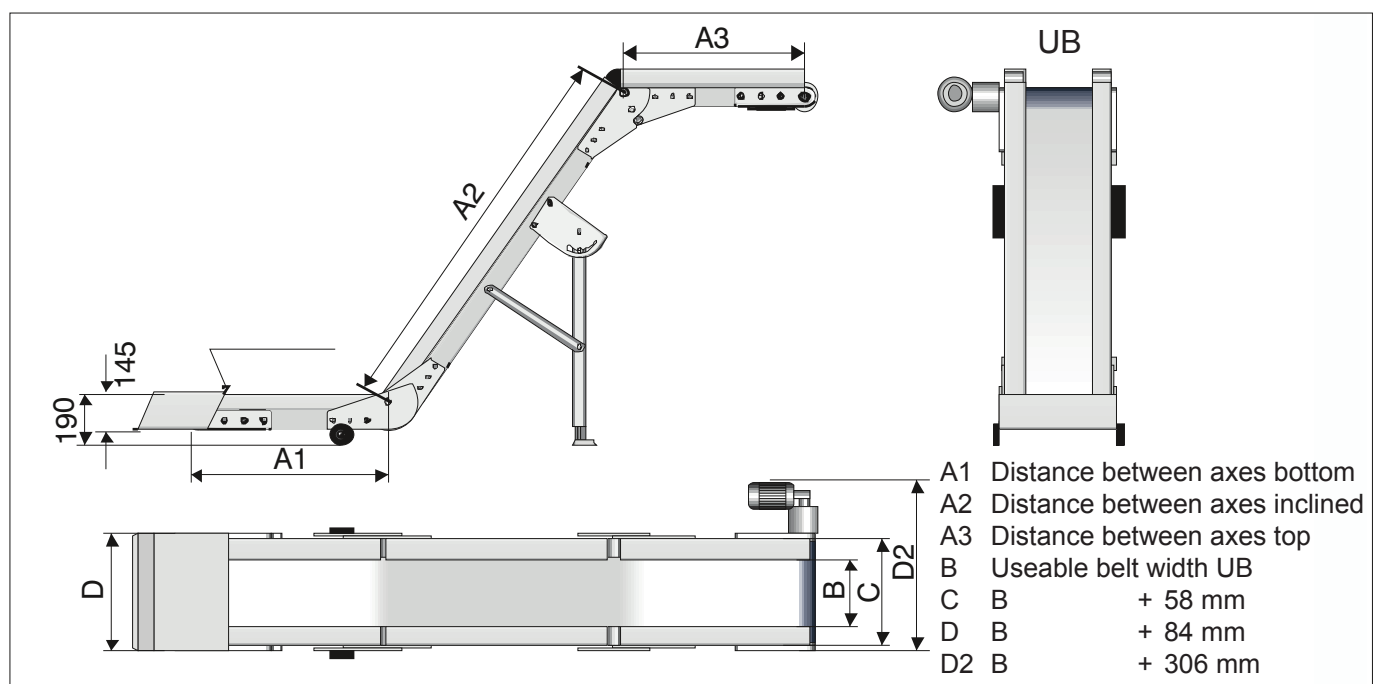
Drive with variable adjustable belt speed:

V = approx. 2,2-7,8 / 4,2-14,6 / 6,2-21,8 / 8,3-29,1 / 12,5-43,7 or 17,8-62,4 m/min. Further belt speeds are available upon request. The belt is delivered with a connected digital frequency controller, ready to be plugged in for 230 V, 50 Hz. Protection type IP 65.

Gearmotor mounting position: The Gearmotor mounting can be placed pulling on the left or right side. It can be turned in single steps by 90°.

Total belt load: Standard load 30 kg. Higher loads are available upon request.

Further technical details and accessories can be found on page 85 and onwards.



Curved conveyor in aluminium

AM - C

with plastic modular chain



The curved AM-C with plastic modular chain is the right solution to convey products through a curve without a change to their orientation on the belt. The model can be made to measurement for any angle between 15 and 180° that has to be bridged.

It comes in a very slim design. Because of the small inner radius it can be used in confined spaces. The frame is only 18 mm wider than the chain itself. Also at the deflecting roller, the brackets only add 44 mm of width.

The whole height including the chain is only 95 mm.

In 6 to 8 days the AM-C can be produced in 4 different chain widths between 147 and 607 mm.


Its plastic modular chain can be easily cleaned and is especially hard wearing. Any broken or worn links can be exchanged individually, which allows rapid maintenance.

Before and after the curved part itself, a straight part should always be planned in to guarantee a smooth running of the belt.

The minimum length is 500 mm each. Longer straight distances can of course also be included in the layout.

With the wide range of accessories available, the AM-C can easily be adapted to almost any specific need. For further details of our accessories please refer to page 85 to 94 of this catalog.

To equip the AM-C with a support system, we recommend to use the two legged aluminium design as shown on this page. It is variable adjustable in height and should be used in a number corresponding with the total length of the system.



Technical Specifications and Accessories

Belt widths: 147, 301, 454 and 607 mm. Other widths are available upon request.

Inner radius for width: 350 mm at 147 mm, 700 mm at 301 mm, 1050 mm at 454 mm and 1.400 mm at 607 mm.

Distance between axes A1 and A2: 500 to 6.000 mm each.
All intermediate lengths are possible.

Angles: from 15 to 180°. All intermediate angles are possible.

Drive with fixed belt speed:

$v = \text{approx. } 5,6 / 10,4 / 15,6 / 20,8 / 31,2 \text{ or } 44,6 \text{ m/min.}$

Other belt speeds are possible on request.

Connection for 220/240 - 380/415 V, 50 Hz. Protection type IP 54.

This drive can be supplied together with a motor protection switch incorporating an emergency off. It has a 2 meter supply cable and CEE plug and is of protection type IP 54.

Drive with variable adjustable belt speed:

$v = \text{approx. } 2,2\text{--}7,8 / 4,2\text{--}14,6 / 6,2\text{--}21,8 / 8,3\text{--}29,1 / 12,5\text{--}43,7 \text{ or } 17,8\text{--}62,4 \text{ m/min.}$

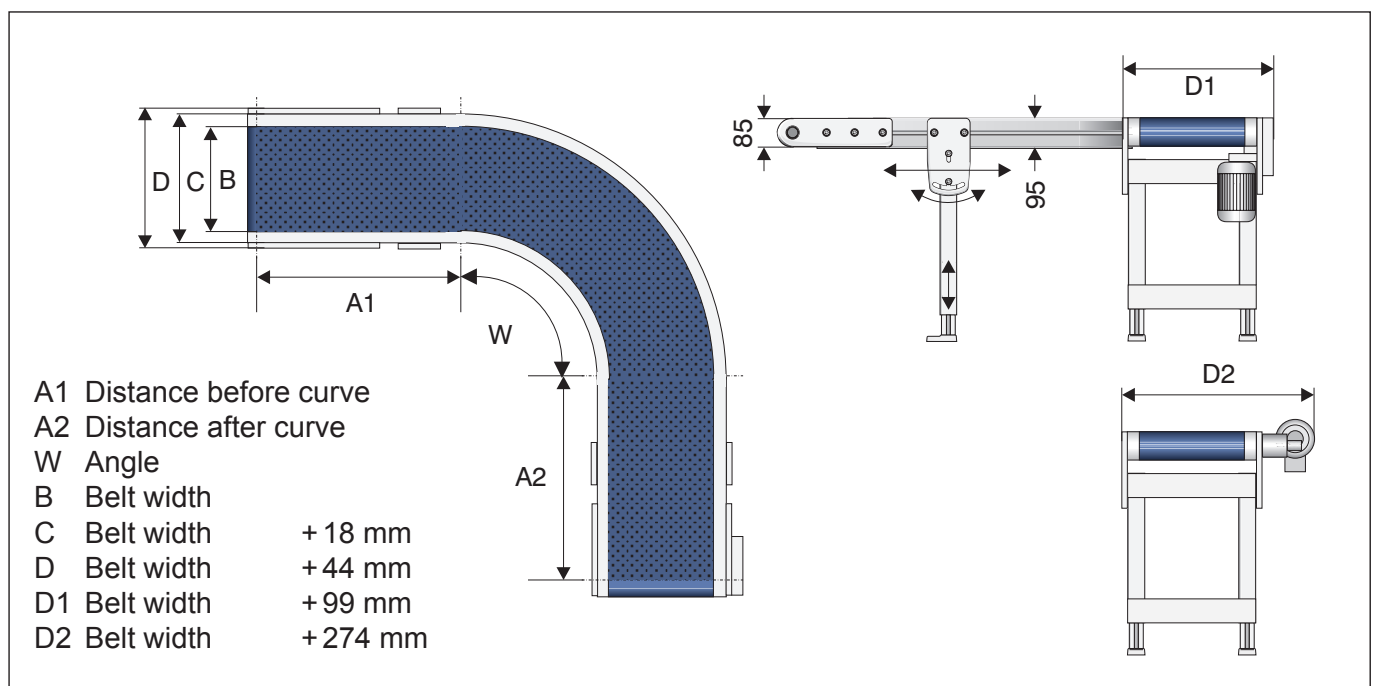
Other belt speeds are possible on request.

The drive is supplied together with a frequency regulator that is ready to be plugged to 230V 50 Hz and has a protection type of IP 65. The frequency controller incorporates a digital motor protection switch.

Gearmotor mounting positions: Pulling below the belt or at its side, on the left or right.

Total belt load: Standard is of 50 kg. Higher loads are possible on request.


Further technical details and accessories can be found on page 85 and onwards.



Curved conveyor in stainless steel

EM - C

with plastic modular chain



The curved EM-C with plastic modular chain and a stainless steel frame is the right solution to convey products through a curve in any hygienically critical environment. For the curved part any angle between 15 and 180° can be made.

Additionally the EM-C comes in a very slim design. Because of the small inner radius it can be used in confined spaces. The frame is only 16 mm wider than the chain itself. And at the

deflecting roller, the brackets only add 52 mm of width. The whole height, including the chain, is only 95 mm.


As a standard the EM-C can be produced in 4 different chain widths between 147 and 607 mm with a lead time of only a few days.

Its plastic modular chain can be easily cleaned and is especially hard wearing. Any broken or worn links can be exchanged individually, which allows rapid maintenance.

Before and after the curved part itself, a straight part should always be planned in to guarantee a smooth running of the belt. The minimum length is 500 mm each. Longer straight distances can of course also be included in the layout.

With the wide range of accessories available, the EM-C can easily be adapted to almost any specific need. For further details of our accessories please refer to page 85 to 94 of this catalog.

To equip the EM-C with a support system, we recommend to use the two legged stainless steel design as shown on this page. It is variable adjustable in height and should be used in a number corresponding with the total length of the system.



Technical Specifications and Accessories

Belt widths: 147, 301, 454 and 607 mm. Other widths are available upon request.

Inner radius for width: 350 mm at 147 mm, 700 mm at 301 mm, 1050 mm at 454 mm and 1.400 mm at 607 mm.

Distance between axes A1 and A2: 500 to 6.000 mm each.
All intermediate lengths are possible.

Angles: from 15 to 180°. All intermediate angles are possible.

Drive with fixed belt speed:

v = approx. 5,6 / 10,4 / 15,6 / 20,8 / 31,2 or 44,6 m/min.

Other belt speeds are possible on request.

Connection for 220/240 - 380/415 V, 50 Hz. Protection type IP 65.

This drive can be supplied together with a motor protection switch incorporating an emergency off. It has a 2 meter supply cable and CEE plug and is of protection type IP 65.

Drive with variable adjustable belt speed:

v = approx. 2,2-7,8 / 4,2-14,6 / 6,2-21,8 / 8,3-29,1 / 12,5-43,7 or 17,8-62,4 m/min.

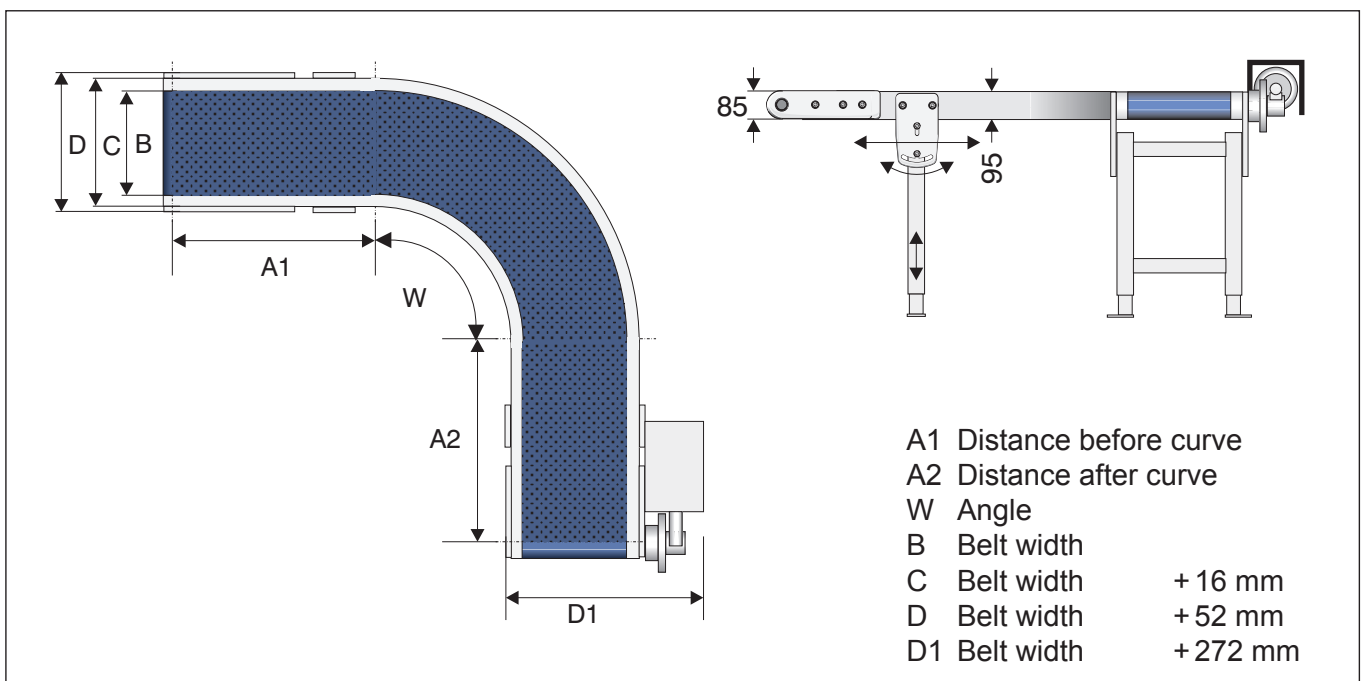
Other belt speeds are possible on request.

The drive is supplied together with a frequency regulator that is ready to be plugged to 230V 50 Hz and has a protection type of IP 65. The frequency controller incorporates a digital motor protection switch.

Gearmotor mounting positions: Pulling the belt at its side, on the left or right.

Total belt load: Standard is of 50 kg. Higher loads are possible on request.

Further technical details and accessories can be found on page 85 and onwards.



Made from standard parts

Custom made belt conveyors

tailored to customers' needs

Example No. 1:

The conveyor shown on this page was derived from the model GES-80.

The task:

A product stream of 600 mm width has to be brought together onto a width of only 400 mm over a travelling distance of 2 meters. At the same time, the product has to be prevented from accumulating at the edges of the stream during this process. The conveyor is to be used in the food industry.




The entire conveyor is made of stainless steel and equipped with a white conveyor belt with FDA approval for food applications.

Five guide plates hanging above the conveyor belt divide its width up into four lanes. The guide plates can be freely moved across the whole width of the conveyor belt. The guiding parts are also entirely made of stainless steel.



At the end of the belt conveyor is a discharge chute of which angle and position can be freely adjusted.

The complete system was delivered only 8 days after the order.



A lot is possible
and the delivery times
remain as short as ever




Each packet had to be held by two cross slats.

The GAL-60 aluminium conveyor was fitted with a slatted belt enabling exactly one packet to fit between two 50 mm high slats.

A 100 mm high lateral guide made of painted steel had to be attached to one side.

The entire conveyor was mounted on a support that enabled a tilted position around the longitudinal axis.




Example No. 2:

The conveyor shown on this page was derived from the model GAL-60.

The Task:

A light packet of cotton wool had to be conveyed in such a way that all packets were aligned on the same side of the conveyor belt at the end of the conveyor run.



The angle of this tilted position was progressively adjustable within a defined range.

The complete system was delivered 12 days after the order.

The right type of belt for every application



Various belt types and qualities are recommended depending on the type of conveyor and the conditions of each application. The belt is therefore always chosen after individual discussion of special requirement profiles and the place of application with the customer.

The following belt types are offered within the 24-hour delivery service:

Belt for accumulation operation, model G-1:

This belt is used if transported parts are to accumulate at the end of the conveyor. Due to its upper side consisting of a silver-coloured fabric structure, this model has good gliding qualities. Hence, neither the belt nor the parts are damaged when the parts accumulate at the end. The G-1 belt has two layers of polyester fabric and is heat-resistant up to a temperature of 80°C.

Versatile standard belt, model G-3:

This belt is recommended as a standard belt. It is very robust due to its two layers of polyester fabric and its hard PVC coating on the upper surface. It is heat-resistant up to a temperature of 80°C. The G-3 model has limited antistatic properties and has a green surface. It has reasonable adhesion and it is therefore also possible to use it on shallow inclines of up to 10°.

Completely smooth, lightly structured, or with slats and corrugated edges

Slatted belt for gradients, G-3-ST model:

The technical construction of the basic material is identical to that of the G-3 model. The G-3-ST has cross slats on the upper surface, which are available in heights of 20, 30 or 40 mm. The distance between each of the slats on the belt can be selected individually but must be at least 50 mm.

Adhesive belt with nap structure, G-4 model:

This belt is recommended for shallow inclines and for heavy surface stress. It is based on two layers of polyester fabric and has a blue-green PVC coating on the upper surface. This coating is finished in a nap structure, which is available as "Supergrip" in a higher version and as "Minigrip" in a flatter version. The nap structure gives the G-4 model good cut-resistance. It is therefore particularly recommendable for conveying sharp-edged parts. This belt can be used up to a temperature of 80°C.

Variants of the standard belt model G-3 for the food industry:

The G-3 model is available in other colour versions as well and can be obtained in white finish with FDA approval for the food industry. The surface is made of polyurethane and the belt is fully resistant against oil and grease.

The following standard belt models are available outside the 24-hour delivery service:

Belt with corrugated edge, model G-3-ST-W:

The G-3 standard belt designed with a polyurethane surface is equipped with cross slats and corrugated edges made of polyurethane for conveying very small parts or bulk material. The height of the corrugated edges and slats as well as the distance between the slats can be custom made depending on the operating conditions. The white version of this belt with FDA approval can also be used for the food industry.

Heat-resistant belts, silicone belt and felt belt:

Special belts are used for transporting particularly hot materials.
Belts with a felt surface can be used up to a temperature of 120°C.
Belts made of silicone can be used up to a temperature of 170°C.

In addition to that, a large number of other belt models are available.

Electrical connection options and electronic accessories



Motor protection switch

At a constant belt speed the three phase motor of the conveyor is connecte to a 380-415V 50 Hz three phase current and protected against overcurrent by means of a motor protection switch.

If the conveyor is blocked due to a mechanical problem or is loaded by too much weight, the motor protection switch prevents the motor from receiving too much electrical current so it does not heat up or get damaged.

The motor protection switch is also equipped with an emergency off in the form of a rotary switch.

Frequency converter

In case of an adjustable belt speed the three phase motor is connected to a frequency converter.


This is connected to a standard plug for a 230V 50 Hz alternating current.

The frequency converter has the following advantages:

- digital device
- freely programmable
- gentle start and stop are possible
- adjustable minimum and maximum speed
- adjustable timing generator built in
- control by external signals via free inputs possible
- integrated motor protection against overcurrent



constant speed,
adjustable speed,
sensors and controls



Emergency stop switch

The emergency stop switch is compatible with all types of conveyors.

Several interconnected switches can be mounted at the same time, allowing the operator to stop the conveyor instantly from any switch and any position.

Electronic controls

Many other electronic control options are also available in combination with the digital frequency converter.

Below are some examples of combinable solutions:

Light barriers or light scanners

- For starting the conveyor at the beginning of the belt: When a part is detected by a light barrier, the conveyor belt starts.
- For stopping the conveyor at the end of the belt: When a part is detected by a light barrier, the conveyor belt stops.

Foot switch or hand switch

- After pressing the switch, the belt runs for a predefined period of time or distance.
- After pressing the switch, the belt continues running until the switch is pressed once again.

Automatic timers

- The belt starts after a predefined waiting period and runs for a predefined period of time. Afterwards, it stops automatically again.

Counters

- In combination with a light barrier or mechanical sensor the counter counts a defined number of impulses and then stops the belt.

Support systems, secure stand and flexible combinations

Single leg support


The single leg support is designed for belt conveyors with a belt width of up to 100 mm. It is available in aluminium and in stainless steel.

Thanks to its narrow design, the single stand is suitable for all applications when space is limited. It swivels, and can easily be fixed in an upright position using a locking lever.

Double leg support

The double leg support is available in aluminium, painted steel or stainless steel. It can be set to various angles, and has a locking function for putting the belt conveyor in a horizontal position.

In addition, the height of the double leg support is continuously adjustable. Upon request, it can be equipped with total stop safety wheels. It can therefore be used in continuously changing locations without any problem.




Single column support with aluminium ground plate

This support system is very good for short and narrow conveyor systems.

The large aluminium ground plate provides secure footing by its big surface and high weight.

The ends of the conveyor remain free from obstruction, allowing inclination and height to be easily adjusted.



moveable on wheels
pivotal
adjustable in height



H-shaped single column support movable on wheels with brakes

The H-shaped support on wheels is particularly suitable for larger inclined or angled conveyors.

Because of its security-wheels with brakes the conveyor has a secure stand and at the same time the unit is very easy to move around.

In addition, this support system can be variable adjusted in height and allows any angle of inclination between horizontal and vertical position of the conveyor.

It is also available in stainless steel with white plastic casters for use in food processing lines.

Combinations with small casters in the horizontal part or a short double support with casters

For conveyors with a bottom horizontal section, the double support can also be used in a combination. A pair of small casters mounted in that section is the most common choice. Another possibility is a short double support with small casters.

Both combinations can also be chosen with an H-shaped single column support on wheels with brakes.

They can also be made in stainless steel.



Side rails and receiving hoppers in aluminium, coated steel or stainless steel


Fixed side guides

We can supply fixed side guides manufactured from a range of aluminium profiles, painted steel or stainless steel.

The side guides made from aluminium are available in heights of 20, 40 and 80 mm.

The version made from painted steel is available with a standard height of 35 mm. The guide itself can also be manufactured according to any special height requested by the customer.

For the use in the food and pharmaceutical industries, and matching our stainless steel belt conveyors, corresponding side guides made from stainless steel can be supplied. The guides can be supplied in heights of 20, 40, 80 and 100 mm. Special heights are available upon request.



Adjustable side guides

The adjustable side guides in the simple design are perfect for positioning your products on the conveyor belt on which you rarely need to adjust the position.

This lateral support is available in the types of material aluminium, coated steel and stainless steel.

In the heights you can rely on our standard program or we can produce the guide for your belt in the required amount of you specifically.



non adjustable,
adjustable in width and
height or custom made



Adjustable side guides

The adjustable side guide in this version is ideal for positioning your products on the conveyor belt where you adjust the position very often.

This lateral support is available in the types of material aluminium, coated steel and stainless steel.


In the heights you can rely on our standard program or we finished the tour in the required amount of you specifically for your belt.

Receiving Hopper

For all applications with small parts or bulk material, we can offer our standard receiving hopper.

It is very well suited for most applications and has a short delivery time. It is available in a small or large version.

Custom made hopper for special applications or following a customer drawing can also be delivered.



For a quotation we need the following information from you:

Conveyor model:

Belt width in mm: B (UB).....
(on corrugated edge belts the useable width = UB)

Distance
between axes in mm: A

A1 A2 A3
(for angled conveyors A1, A2, A3)

Type of belt material:

Belt speed: constant / adjustable in m/min

System of supports:

Total load on the belt: kg on the belt at one time

What is transported ?

Company:

Contact person:Dep.....

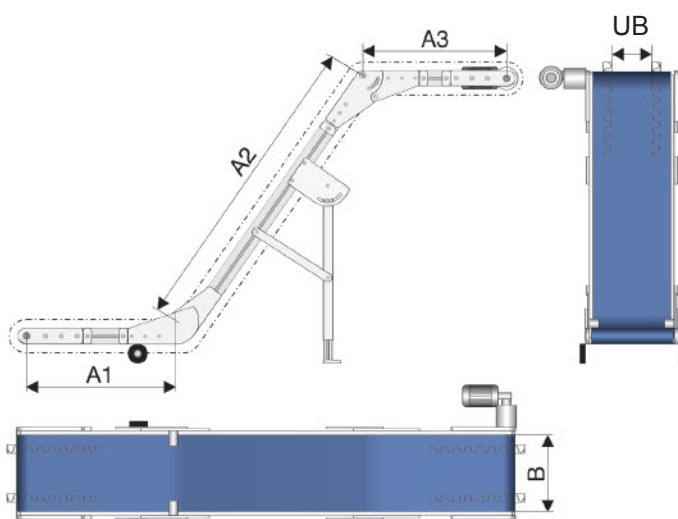
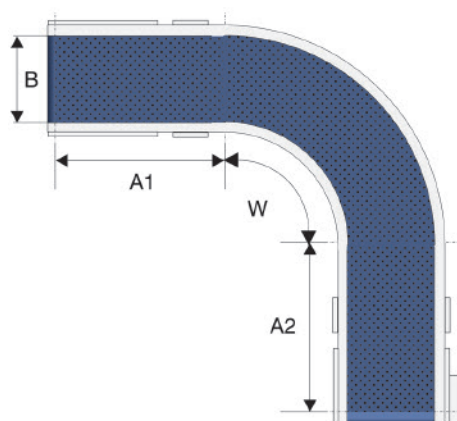
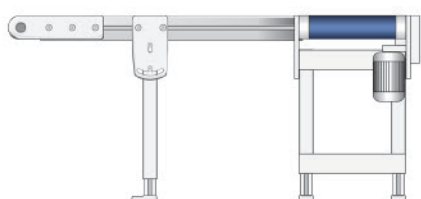
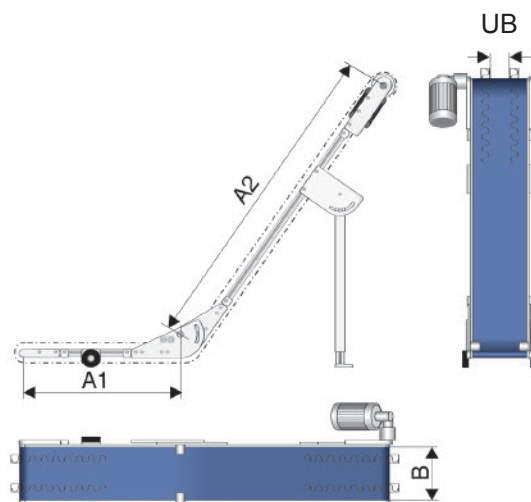
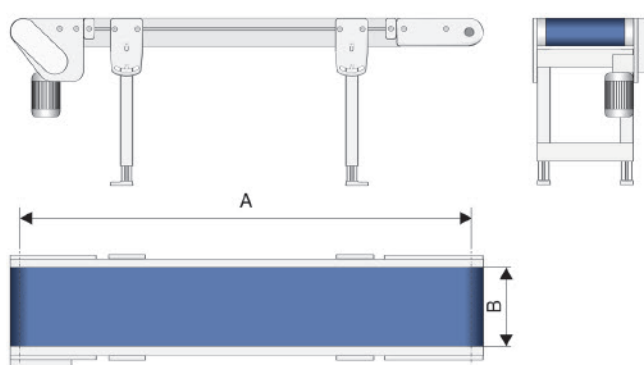
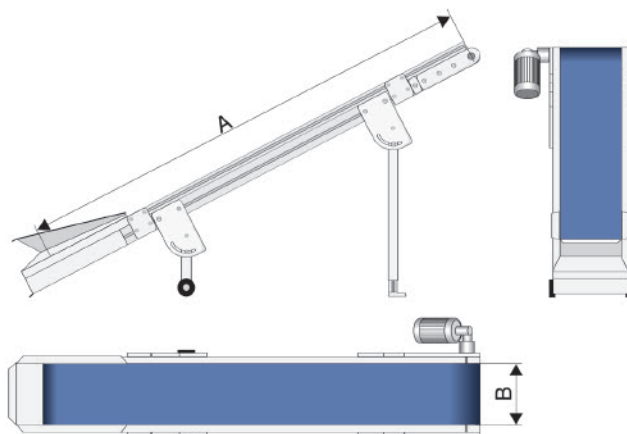
Address:

Phone:

Fax:



E-mail address:

Views and basic dimensions







Transforming Conveyor Automation

Industrial & Automation Conveyors



Sanitary Conveyors



Parts



Service



Online Configurator



Warranty

www.dorner.com



Dorner GmbH – Europe

Karl-Heinz-Beckurts-Straße 7
52428 Jülich, Germany
+49 (0) 2461/93767-0
info.europe@dorner.com

Dorner – North & South America

Dorner – U.S.A. Headquarters
975 Cottonwood Ave
Hartland, WI 53029, USA
(800) 397-8664
(262) 367-7600
info@dorner.com

Dorner – Canada
100-5515 North Service Road
Burlington, Ontario L7L 6G6
Canada
(289) 208-7306
info@dorner.com

Dorner – Latin America
Carretera a Nogales #5297, Nave 11. Parque Industrial Nogales
Zapopan, Jalisco C.P. 45222 México
+52.33.30037400 | info.latinamerica@dorner.com

Dorner – Asia

128 Jalan Permatang Damar Laut, Bayan Lepas 11960
Penang, Malaysia
+604-626-2948 | info.asia@dorner.com

